

Mid Wynd  
International  
Investment Trust *PLC*

Annual Financial Report  
for the year ended  
30 June 2019



**ARTEMIS**  
The PROFIT Hunter

## Contents

<b>Financial Highlights</b>	2
<b>Strategic Report</b>	
Chairman's Statement	4
Investment Manager's Review	6
Investments	9
Strategy and Business Review	12
<b>Directors and Corporate Governance</b>	
Directors	16
Directors' Report	17
Directors' Remuneration Policy and Report	23
Statement of Directors' Responsibilities	25
<b>Audit Information</b>	
Report of the Audit Committee	26
Independent Auditor's Report	28
<b>Financial Statements</b>	
Statement of Comprehensive Income	32
Statement of Financial Position	33
Statement of Changes in Equity	34
Statement of Cash Flows	35
Notes to the Financial Statements	36
<b>Shareholder information</b>	
Notice of Annual General Meeting	49
General information	54
Glossary	56
Investment Manager, Company Secretary and Advisers	58

## Financial Highlights

### Returns for the year ended 30 June 2019

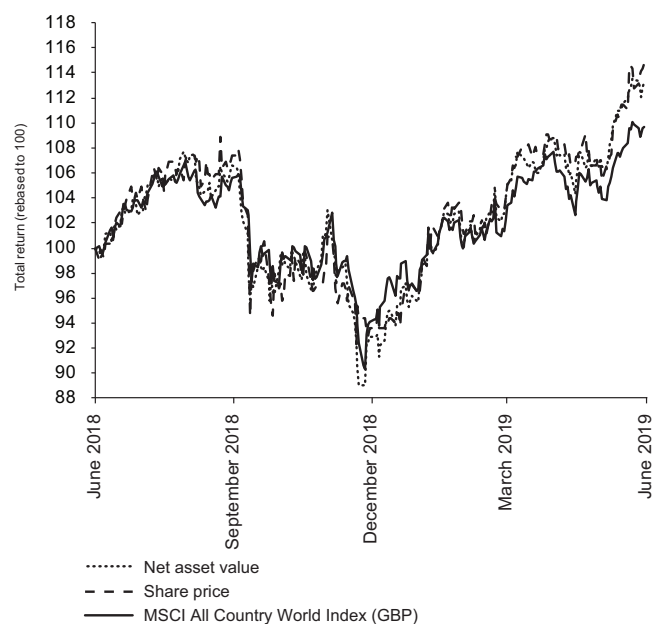
	Year ended 30 June 2019	Year ended 30 June 2018
<b>Total returns</b>		
Net asset value per share <sup>†</sup>	13.3%	12.7%
Share price <sup>†</sup>	15.2%	13.4%
MSCI All Country World Index (GBP)	9.7%	8.9%
<b>Revenue and dividends</b>		
Revenue earnings per share	6.79p	7.14p
Dividend per share*	5.83p	5.55p
Ongoing charges <sup>†</sup>	0.7%	0.7%
<b>Capital</b>	<b>As at 30 June 2019</b>	<b>As at 30 June 2018</b>
Net asset value per share	553.16p	493.23p
Share price	568.00p	498.00p
Net cash <sup>†</sup>	0.2%	2.7%

Source: Artemis/Datastream.

<sup>†</sup> Alternative Performance Measure (see page 56).

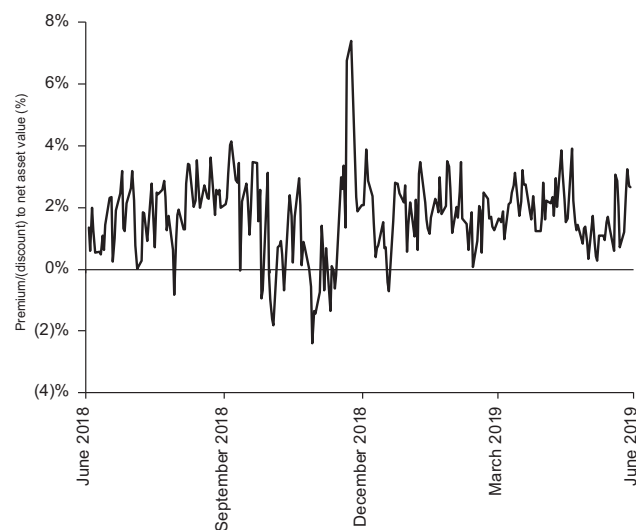
\* The final dividend for the year to 30 June 2019 of 3.85 pence will, if approved by shareholders, be paid on 29 November 2019 to shareholders on the register at the close of business on 4 October 2019.

### Performance for the year ended 30 June 2019



Source: Datastream/Morningstar.

### (Discount)/premium during the year ended 30 June 2019



Source: Datastream/Morningstar.

Total returns to 30 June 2019	3 years	5 years	Since 1 May 2014**	10 years
Net asset value per share <sup>†</sup>	54.7%	110.3%	114.7%	305.3%
Share price <sup>†</sup>	66.8%	119.5%	123.2%	382.4%
MSCI All Country World Index (GBP)	46.1%	81.2%	86.2%	240.1%

Source: Artemis/Datastream/Morningstar.

\*\* The date when Artemis was appointed as Investment Manager.

<sup>†</sup> Alternative Performance Measure (see page 56).

## Ten year summary

At 30 June	Total net assets (£'000) <sup>1</sup>	Borrowings (£'000)	Shareholders' funds (£'000)	Net asset value per share (at fair value) (p)	Share price (p)	Premium/ (discount) (%)	Dividend per share (p) <sup>2</sup>	Ongoing charges (%) <sup>†</sup>	Net cash/ (gearing) (%) <sup>†</sup>
2010	55,409	(5,347)	50,062	201.64	187.00	(7.3)	3.10	0.9	9.9
2011	71,795	(5,506)	66,289	251.44	254.00	1.0	3.30	0.8	6.3
2012	66,763	(4,927)	61,836	229.80	230.75	0.4	3.30	0.9	6.0
2013	71,858	(5,071)	66,787	253.10	256.63	1.4	3.40	0.9	5.8
2014	67,744	(4,902)	62,842	279.17	274.50	(1.7)	3.80	0.8	5.8
2015	85,463	(4,622)	80,841	322.87	329.75	2.1	4.00	0.8	–
2016	113,064	(5,438)	107,626	369.70	352.00	(4.8)	4.50	0.7	0.9
2017	146,907	(3,849)	143,058	439.75	441.00	0.3	5.00	0.7	0.3
2018	187,979	(4,442)	183,537	493.23	498.00	1.0	5.55	0.7	2.7
<b>2019</b>	<b>231,126</b>	<b>(5,042)</b>	<b>226,084</b>	<b>553.16</b>	<b>568.00</b>	<b>2.7</b>	<b>5.83</b>	<b>0.7</b>	<b>0.2</b>

Source: Artemis.

<sup>1</sup> Total net assets comprise net assets before deduction of bank loans.

<sup>2</sup> The 2019 dividend includes the proposed final dividend of 3.85 pence per share which is subject to shareholder approval at the Annual General Meeting.

<sup>†</sup> Alternative Performance Measure (see page 56).

## Cumulative ten year performance summary (from 30 June 2009)

At 30 June	Dividend growth <sup>2</sup>	Retail Prices Index <sup>1</sup>	Net asset value per share (at fair value) total return <sup>2†</sup>	Share price total return <sup>2†</sup>	MSCI All Country World Index (GBP) total return <sup>2</sup>
2010	3.3%	4.4%	31.9%	41.8%	23.0%
2011	10.0%	8.9%	66.7%	95.3%	49.2%
2012	10.0%	11.3%	54.5%	79.9%	42.8%
2013	13.3%	14.3%	72.5%	102.8%	72.1%
2014	26.7%	16.6%	92.7%	119.7%	87.7%
2015	33.3%	17.0%	125.8%	167.4%	105.6%
2016	50.0%	18.1%	162.0%	189.2%	132.8%
2017	66.7%	21.3%	217.1%	268.8%	184.6%
2018	85.0%	24.6%	257.3%	318.3%	210.0%
<b>2019</b>	<b>94.3%</b>	<b>27.4%</b>	<b>305.3%</b>	<b>382.4%</b>	<b>240.1%</b>

<sup>1</sup> Source: Office for National Statistics Jevons formula.

<sup>2</sup> Source: Artemis/Datastream/Morningstar.

<sup>†</sup> Alternative Performance Measure (see page 56).

## Strategic Report

### Chairman's Statement

#### Performance

For the year ended 30 June 2019 the Company's share price rose by 15.2% on a total return basis with dividends assumed to be re-invested. This compares with a rise of 9.7% in the Company's benchmark, the MSCI All Country World Index (GBP).

The Company's net asset value per share increased by 10.8%, in capital terms, and on a total return basis, with dividends assumed to be reinvested, the return was 13.3%. Since Artemis' appointment as Investment Manager on 1 May 2014, the net asset value per share has increased by 114.7%, on a total return basis, against the benchmark's increase of 86.2%.

Further details of the performance of the Company during the year are included in the Investment Manager's review.

#### Earnings and dividend

The total return for the year ended 30 June 2019 was a gain of 66.52 pence per share, comprising a revenue gain of 6.79 pence and a capital gain of 59.73 pence. The Board is proposing a final dividend of 3.85 pence per share which, subject to approval by shareholders at the Annual General Meeting ('AGM'), will be paid on 29 November 2019 to those shareholders on the register at the close of business on 4 October 2019. An interim dividend of 1.98 pence per share was paid in March 2019.

The total dividend for the current year of 5.83 pence per share represents an increase of 5.0% on the 5.55 pence per share paid for the year ended 30 June 2018. Whilst the aim remains to grow the dividend progressively over time the focus will continue to be growing the capital of the Company. It should not be assumed that this rate of growth will be repeated every year.

#### Share capital

Throughout the year there has been continued demand for the Company's shares. This is reflected in the premium to net asset value at which the shares trade; the shares were trading at a premium to net asset value of 2.7% at the year-end. The Company's policy is to issue and re-purchase shares where necessary to maintain the share price within a 2% band relative to the net asset value.

The Company issued 3,660,000 new shares during the year, raising £18.9m at an average premium to net asset value of 2.2%. This represents 9.8% of the share capital at the start of the year. The Company's net asset value surpassed £200m for the first time on 28 March 2019 and continued to grow to £226m at the year end.

As at 3 September 2019, a further 1,085,000 shares have been issued raising £6.3m for the Company.

The growth has been aided by strong performance and various favourable press articles throughout the year along with the pleasing inclusion of the Company within Winterflood's model portfolio.

#### Borrowings

In December 2018 the Company drew down €3m and US\$3m of its US\$30 million multi-currency facility with Scotiabank. This borrowing remains in place, giving the Investment Manager added flexibility to invest and create returns. Further information on the Company's gearing can be found on page 12.

#### Future Board Composition

The Board has discussed its composition and concluded that a number of changes will be made over the next year. The Board intends to appoint a new director in the coming year to chair the Audit Committee. At next year's AGM in 2020, I do not intend to seek re-election as a director. At this point, subject to re-election at the AGMs, it is intended that Mr Russell Napier will become Chairman of the Board.

Given the temporary increase in Board size, a resolution is being proposed at the forthcoming AGM to increase the maximum aggregate amount of fees that can be paid to directors in any one year. Following the AGM in 2020, it is intended that the number of directors will revert to five.

#### AGM

The AGM will be held on Tuesday 12 November 2019 at 12 noon at our new address of 6th Floor, Exchange Plaza, 50 Lothian Road, Edinburgh, EH3 9BY. The Investment Manager will make a short presentation at the meeting. The Board very much welcomes your attendance as it provides shareholders with an opportunity to ask questions of the Board and the Investment Manager. For those shareholders who are unable to attend, I would encourage you to make use of your proxy votes by completing and returning the form of proxy enclosed with this report.

#### Outlook

This year your Company celebrated the seventieth anniversary of its incorporation originally as the Mid Wynd Holding Company Ltd. The Board has noted the progress made over the 70 years from its origins as a jute manufacturing business (which began to trade in 1797), to becoming listed on the London Stock Exchange as an investment trust in 1981, and its continued growth to the present day. Whilst political uncertainties both at home and abroad continue to cause concern, the Board along with the Investment Manager believes that the portfolio is sufficiently diversified, robust and forward-thinking to steer a path

through the current times. The favourable winds of historically low interest rates and low inflation can not be expected to continue indefinitely. The Company has invested on a global basis well before it was listed in 1981. The Board continues to believe that this approach has served shareholders well in the past and offers the best opportunity to construct a portfolio for long term growth in the future.

#### **Contact us**

Shareholders can keep up to date with developments between formal reports by visiting [midwynd.com](http://midwynd.com) where you will find information on the Company and a factsheet which is updated monthly. In addition, the Board is always keen to hear from shareholders.

Should you wish to, you can e-mail the Chairman at [midwyndchairman@artemisfunds.com](mailto:midwyndchairman@artemisfunds.com).

**Malcolm Scott**

5 September 2019

## Strategic Report (continued)

## Investment Manager's Review

## Performance

Global equities have enjoyed another year of strong returns, despite many disturbances from the political arena and a sharp correction in markets in the last quarter of 2018. Concerns over rising inflation a year ago have given way to concerns about deflation in Europe and economies have slowed markedly from very high levels. However, the companies we select are generally in higher growth areas and tend to invest in new products, which may allow them to continue to grow even when economies slow. The valuations of some such stocks have become rather high on our measures, but the global equity area is broad and we continue to find less well-known, quality investments offering value for money. Of course, selling expensive shares to buy cheaper ones involves turnover, but we believe that this cost is less than the risk of ending up, after many years of rising markets, with a portfolio which lacks solid value.

Over the year, the fund's share price rose from 498p to 568p, up 14.0%, and paid dividends of 5.73p. This compares with the MSCI All Country World Index (GBP) which rose 5.7% in dollar terms, translating to a rise of 9.7% in sterling terms. For the record, the FTSE UK All-Share Index fell by 3.5% over the period.

## Regional performance

Region	Contribution %
North America	9.2
Europe	1.9
Japan	1.5
United Kingdom	1.1
Developed Asia	0.7
Emerging Markets	(0.5)

## Thematic performance

Theme	Contribution %
Emerging Market Consumer	3.9
Online Services	3.0
Scientific Equipment	2.4
Automation	2.3
Healthcare Costs	1.9
High Quality Assets	0.5
Low Carbon World	0.3
Screen Time	0.2
Media Content	0.0
Tourism	(0.2)
Retiree Spending Power	(0.4)

## Current investment themes

**Online services** (16% of the portfolio) – We continued to take profits in the FANGs (Facebook, Amazon, Netflix and Google) and currently hold only a small position in Amazon.com. Apart from valuation, we have become

concerned with governance issues in Facebook and Google. However, we have continued to find related companies on much more acceptable valuations and the theme again provided good returns. Leading holdings included Cadence in semiconductor design and Equinix, the world's largest data centre business.

**Automation** (14% of the portfolio) – These companies saw orders delayed due to continuing trade disputes, especially between the US and China. Meeting the main Japanese robotics businesses a few months ago, it was pleasing to hear how longer term order books continue to build. So we have held on to our smaller exposure to this theme and will wait for politics to subside and confidence to return.

**Emerging Market consumer** (15% of the portfolio) – Even though many emerging markets saw slowing growth this year, our investments in companies selling into these markets continued to fare well. In some cases they are attracting investors as they offer defensive revenues in the event of an economic downturn. However, we do find some stocks in this area rather expensive now.

**Tourism** (5% of the portfolio) – We have reduced our exposure to this theme over the year. Beijing airport faces competition from a second airport recently completed by the government. We also think it likely that environmental concerns will raise prices in Europe, slowing unnecessary air travel.

**Healthcare costs** (17% of the portfolio) – This theme had a solid year despite being the target for electioneering in the US. Our private health investments, in particular, reacted to campaigns for 'Medicaid-for-all' by left-leaning Democrats. The introduction of a US NHS may be laudable, but has also been costed at over \$20 trillion, so might not prove a vote-winner. However, we have also diversified within this theme, holding smaller amounts in health insurers and investing in drug companies with leading drugs, specifically in cancer immunotherapies. We are generally wary of expensive new drugs, given the strains on health budgets, but these treatments may save the system costs: side-effects from chemotherapy often lead to significant post-cancer treatment for many patients. The immunotherapies seem to reduce after-care cost as well as leaving patients in much better shape.

**Scientific equipment** (6% of the portfolio) – This theme enjoyed another year of steady growth and strong cash generation. We saw some concerns related to Chinese demand for US equipment, possibly caught up in the trade war, but much scientific equipment has few manufacturers and is vital to the expansion of research, both industrial and academic. However, we noted that Waters, an investment we had held for many years, announced a share buy-back, suggesting fewer growth opportunities and so we took profits in this holding.

**Screen-time** (11% of the portfolio) – We continued to invest in companies enjoying regular and defensive growth from our addiction to watching screens. Our investments mainly feature telecom companies which are very lowly valued by the market. While showing very low growth, companies like Nippon Telegraph & Telecom and Singapore Telephone are high yielding and have very defensive earnings in the event of any economic slowdown. When things get tight, your mobile phone bill may be one of the last expenses you cut.

**Low carbon world** (7% of the portfolio) – We also returned to our ‘low carbon world’ theme in light of accelerated political ambition here, as well as improving engineering and technology. Our largest investment, Orsted, is the largest offshore wind farm operator in the world and most visible in the North Sea off the UK. Its experience and success in managing very large offshore windfarms is allowing it to win a large share of new projects in Europe and the US.

**High quality assets** (9% of the portfolio) – Our property holdings performed rather poorly again this year, despite bond yields falling again. Few investors in Europe are confident that the high yields will continue to be paid. We disagree and are prepared to wait for the evidence to appear.

**Discontinued themes:** we took profits in the last of our investments in the **Retiree spending power** theme. A number of investments in this theme had served us well over the years, but some became rather well known and the bulk of the demographic ageing in the wealthier west has now happened, leaving the tailwind a little weaker going forward.

#### Five largest stock contributors to performance

Company	Theme	Contribution %
Thermo Fisher Scientific	Scientific Equipment	0.6
Synopsys	Automation	0.6
Boston Scientific	Healthcare Costs	0.5
Perkinelmer	Scientific Equipment	0.5
Cadence Design Systems	Automation	0.5

#### Five largest stock detractors from performance

Company	Theme	Contribution %
Unibail-Rodamco-Westfield	High Quality Assets	(0.8)
Apple	Screen Time	(0.8)
IPG Photonics	Automation	(0.5)
Charles Schwab	Online Services	(0.4)
Aeroports de Paris	Tourism	(0.3)

#### Outlook

This year we reached the fifth anniversary of Artemis being asked to manage your Investment Trust. This coincided with the 70th anniversary of the foundation of the original Mid

Wynd holding company. It is therefore worth reflecting on the ability of such a global fund to find investment returns which satisfy its investors.

The last five years have mainly seen strong equity markets, especially abroad. However, our view is that the best growth opportunities will generally be broadly spread and the best value-for-money investments equally widely dispersed. A global equity mandate allows us a full range of choice and the broadest opportunity to diversify.

Yet we do live in unusual times. Current UK 10-year bond yields below 1% seem very poor value for most investors (indeed I never thought I would see such a yield). Savers therefore may have to hold equities even when valuations look historically stretched. With that in mind, we continue to invest in quality growth companies, but we also try to ensure that average valuations across our portfolio have not risen unreasonably. Furthermore, we aim to keep the fund well enough diversified to cope in future scenarios both easily anticipated and unpredictable. With politics, economies, trade, and bond rates all unusual, we maintain a style we believe to be more capital protective than the equity index. High quality companies which have invested for the future and which have reasonable valuations should continue to provide healthy investment returns even in troubled times.

#### Sustainable investing

Over the year a number of investment houses have made much of the sustainability of their investments or of how their funds score on measures of environmental, social and governance factors. As we aim for longer term investment success, we have always included these factors in our selection process. Our interpretation of the factors is based on common sense and real-life situations, rather than any tick list or ‘one-size-fits-all’ screen. As an example, we think that air travel may remain essential in large Asian countries while the environmental damage of cheap flights may become unacceptable in Europe.

We are not, however, looking to change the world; and nor do we presume to have an ethical code that all would follow. Our aim is to invest in companies which prosper without damaging society or the environment. We believe that this is an aim that we share with our investors and that this perspective is, and has always been, central to the management of a successful Investment Trust.

#### Artemis’ investment approach

Our aim is to identify reliable and sustainable commercial trends around the world which are likely to deliver superior growth to our investments. By focusing the portfolio around trends, such as the growth of consumption from emerging markets, the growth in demand for healthcare in developed markets and technological change on the internet and in the energy industry, we believe our thematic-based approach can deliver superior returns over time.



## Strategic Report (continued)

### Investment Manager's Review (continued)

Within each chosen investment theme's universe of companies, there may be many quoted equities which could be attractive investments. Our preference is to select high quality companies with records of profitability, high cash generation, strong balance sheets and which have established barriers to entry to their industries. Such companies sometimes lag equity markets when they recover vigorously, but they usually protect capital when economic conditions become more testing.

Once an investment opportunity has been identified, we will only commit capital to it when the price offers the chance to invest at a reasonable valuation. This valuation discipline is at the heart of all of our investment decisions. In terms of portfolio construction, this will reflect opportunities that meet our investment criteria and will not be weighted to a benchmark. We aim to run a diversified portfolio, with around 55-70 holdings spread across eight to 10 different themes.

Over time we have found this investment approach gives a framework to deliver attractive returns to investors.

Further information on our investment approach can be found on our website at [artemisfunds.com](http://artemisfunds.com).

**Simon Edelsten, Alex Illingworth & Rosanna Burcheri**  
**Fund Managers**

5 September 2019

Investments as at 30 June 2019

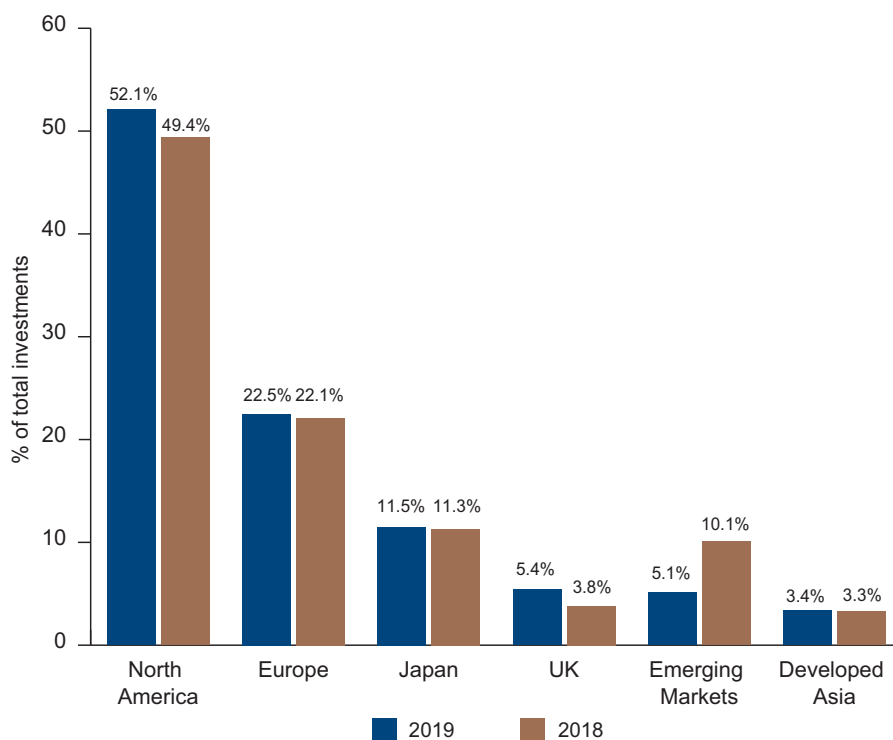
Investment	Region	Industry	Theme	Market value £'000	% of total net assets
<b>Equities</b>					
Louis Vuitton Moët Hennessy	Europe	Consumer Discretionary	Emerging Market Consumer	5,962	2.6
Microsoft	North America	Information Technology	Online Services	5,193	2.3
Novartis	Europe	Health Care	Healthcare Costs	5,104	2.3
Nestlé	Europe	Consumer Staples	Emerging Market Consumer	5,023	2.2
Daifuku	Japan	Industrials	Automation	4,982	2.2
Comcast	North America	Communication Services	Screen Time	4,918	2.2
Thermo Fisher Scientific	North America	Health Care	Scientific Equipment	4,780	2.1
Boston Scientific	North America	Health Care	Healthcare Costs	4,705	2.1
Nippon Telegraph & Telephone	Japan	Communication Services	Screen Time	4,697	2.1
Equinix (REIT)	North America	Real Estate	Online Services	4,651	2.0
<b>Top 10 equity investments</b>				<b>50,015</b>	<b>22.1</b>
Orsted	Europe	Utilities	Low Carbon World	4,613	2.0
Diageo	UK	Consumer Staples	Emerging Market Consumer	4,562	2.0
Prologis (REIT)	North America	Real Estate	Automation	4,529	2.0
Norfolk Southern	North America	Industrials	Low Carbon World	4,474	2.0
UnitedHealth Group	North America	Health Care	Healthcare Costs	4,465	2.0
Avery Dennison	North America	Materials	Emerging Market Consumer	4,436	2.0
Mastercard	North America	Information Technology	Online Services	4,425	2.0
Merck	North America	Health Care	Healthcare Costs	4,413	1.9
Accenture	North America	Information Technology	Online Services	4,376	1.9
Segro (REIT)	UK	Real Estate	Automation	4,338	1.9
<b>Top 20 equity investments</b>				<b>94,646</b>	<b>41.8</b>
Visa	North America	Information Technology	Online Services	4,132	1.8
Anthem	North America	Health Care	Healthcare Costs	4,129	1.8
Humana	North America	Health Care	Healthcare Costs	4,081	1.8
Synopsys	North America	Information Technology	Automation	4,049	1.8
Colgate-Palmolive	North America	Consumer Staples	Emerging Market Consumer	4,001	1.8
Union Pacific	North America	Industrials	Low Carbon World	3,974	1.8
Fresenius Medical Care	Europe	Health Care	Healthcare Costs	3,940	1.8
Singapore Telecommunications	Developed Asia	Communication Services	Screen Time	3,892	1.7
Newmont Goldcorp	North America	Materials	High Quality Assets	3,803	1.7
Walt Disney	North America	Consumer Discretionary	Screen Time	3,779	1.7
<b>Top 30 equity investments</b>				<b>134,426</b>	<b>59.5</b>
Barrick Gold	North America	Materials	High Quality Assets	3,773	1.7
Weyerhaeuser (REIT)	North America	Real Estate	Low Carbon World	3,728	1.6
Cie Financiere Richemont	Europe	Consumer Discretionary	Emerging Market Consumer	3,715	1.6
Icade (REIT)	Europe	Real Estate	High Quality Assets	3,673	1.6
Fiserv	North America	Information Technology	Online Services	3,583	1.6
Unibail-Rodamco-Westfield (REIT)	Europe	Real Estate	High Quality Assets	3,440	1.5
Premier	North America	Health Care	Healthcare Costs	3,382	1.5
Charles Schwab	North America	Financials	Online Services	3,331	1.5
Vodafone	UK	Communication Services	Screen Time	3,301	1.5
Amadeus IT	Europe	Information Technology	Tourism	3,247	1.4
<b>Top 40 equity investments</b>				<b>169,599</b>	<b>75.0</b>

## Strategic Report (continued)

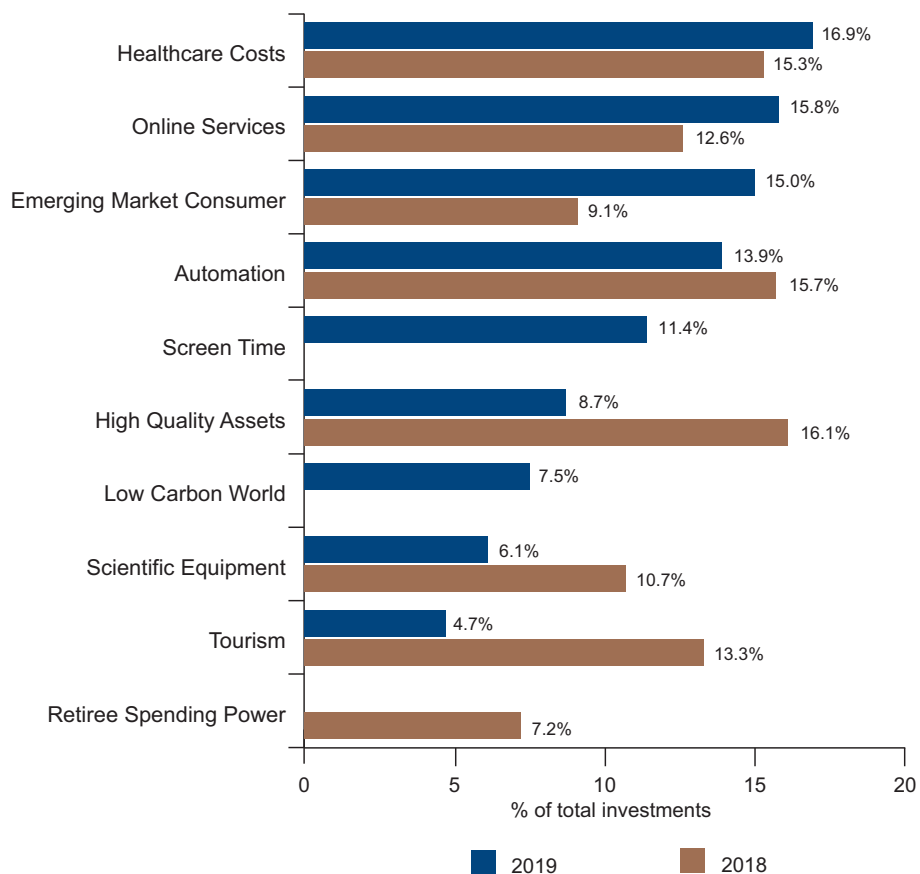
Investments as at 30 June 2019 (continued)

Investment	Region	Industry	Theme	Market value £'000	% of total net assets
PerkinElmer	North America	Health Care	Scientific Equipment	3,247	1.4
Agilent Technologies	North America	Health Care	Scientific Equipment	3,037	1.4
Japan Airport Terminal	Japan	Industrials	Tourism	2,973	1.3
Hexagon	Europe	Information Technology	Automation	2,859	1.3
Omron	Japan	Information Technology	Automation	2,814	1.3
Ascendas (REIT)	Developed Asia	Real Estate	High Quality Assets	2,777	1.2
Keyence	Japan	Information Technology	Automation	2,744	1.2
Ping An Insurance Company of China	Emerging Markets	Financials	Emerging Market Consumer	2,656	1.2
Live Nation Entertainment	North America	Consumer Discretionary	Screen Time	2,573	1.1
Hitachi High-Technologies	Japan	Information Technology	Scientific Equipment	2,565	1.1
<b>Top 50 equity investments</b>				<b>197,844</b>	<b>87.5</b>
Roche Holding	Europe	Health Care	Healthcare Costs	2,511	1.1
China Tower	Emerging Markets	Communication Services	Screen Time	2,480	1.1
TLG Immobilien	Europe	Real Estate	High Quality Assets	2,232	1.0
Aeroports de Paris	Europe	Industrials	Tourism	2,225	1.0
Fidelity National Information Services	North America	Information Technology	Online Services	2,184	1.0
InterXion Holding	Europe	Information Technology	Online Services	2,129	0.9
Thai Beverage	Emerging Markets	Consumer Staples	Emerging Market Consumer	2,085	0.9
Yaskawa Electric	Japan	Information Technology	Automation	1,973	0.9
CKD	Japan	Industrials	Automation	1,765	0.8
Network International Holdings	Emerging markets	Information Technology	Online Services	1,690	0.8
<b>Top 60 equity investments</b>				<b>219,118</b>	<b>97.0</b>
Amorepacific	Emerging Markets	Consumer Staples	Emerging Market Consumer	1,365	0.6
Harmonic Drive Systems	Japan	Industrials	Automation	1,330	0.6
Tabula Rasa HealthCare	North America	Information Technology	Healthcare Costs	1,238	0.5
Beijing Capital International Airport	Emerging Markets	Industrials	Tourism	1,140	0.5
CapitaLand Mall Trust (REIT)	Developed Asia	Real Estate	Tourism	1,058	0.4
<b>Total equity investments (65)</b>				<b>225,249</b>	<b>99.6</b>
Net current assets (excluding bank loans)				5,877	2.6
Bank loan				(5,042)	(2.2)
<b>Total net assets</b>				<b>226,084</b>	<b>100.0</b>

## Regional analysis of the portfolio as at 30 June



## Thematic analysis of the portfolio as at 30 June



## Strategic Report (continued)

### Strategy and Business Review

This Strategic Report has been prepared in accordance with the Companies Act 2006 (Strategic Report and Directors' Report) Regulations 2013.

#### Corporate strategy and operating environment

The Company is incorporated in Scotland and operates as an Investment Trust Company and is an investment company within the meaning of section 833 of the Companies Act 2006 (the 'Act'). Its business as an investment trust is to buy and sell investments with the aim of achieving the objective and investment policy outlined below.

#### Objective and investment policy

The objective of the Company is to achieve capital and income growth by investing on a worldwide basis. Although the Company aims to provide dividend growth over time, its primary aim is to maximise total returns to shareholders.

The Company is prepared to move freely between different markets, sectors, industries, market capitalisations and asset classes as investment opportunities dictate. On acquisition, no holding shall exceed 15% of the portfolio. The Company will not invest more than 15% of its gross assets in UK listed investment companies. Assets other than equities may be purchased from time to time including but not limited to fixed interest holdings, unquoted securities and derivatives. Subject to prior Board approval, the Company may use derivatives for investment purposes or for efficient portfolio management (including reducing, transferring or eliminating investment risk in its investments and protection against currency risk).

The number of individual holdings will vary over time. To ensure diversification of opportunity and management of risk, there will be between 40 and 140 holdings, and the portfolio will be managed on a global basis rather than as a series of regional sub-portfolios.

The Board and Investment Manager assess investment performance with reference to the MSCI All Country World Index (GBP). However, little attention is paid to the composition of this index when constructing the portfolio and the composition of the portfolio is likely to vary substantially from that of the index. A long-term view is taken and there may be periods when the net asset value per share declines in absolute terms and relative to the comparative index.

#### Gearing and leverage

The Company may use borrowings to support its investment strategy and the Company's Articles of Association (the 'Articles') allow the Company to borrow up to 30% of its net assets. During the year, the Company held a multicurrency revolving credit facility with Scotiabank which is available to the Company until 19 February 2021. As at 30 June 2019, €3.0m (£2.7m) and US\$3.0m (£2.4m) was drawn down from this facility.

The Company's gearing is reviewed by the Board and Investment Manager on an ongoing basis.

Leverage is defined in the Alternative Investment Fund Managers Directive ('AIFMD') as any method by which the Company can increase its exposure by borrowing cash or securities, or from leverage that is embedded in derivative positions. The Company is permitted by its Articles to borrow up to 30% of its net assets (determined as 130% under the Commitment and Gross ratios). The Company is permitted to have additional leverage of up to 100% of its net assets, which results in permitted total leverage of 230% under both ratios. The Alternative Investment Fund Manager (the 'AIFM') monitors leverage values on a daily basis and reviews the limits annually. No changes have been made to these limits during the period. At 30 June 2019, the Company's leverage was 101.72% as determined using the Commitment method and 102.23% using the Gross method.

#### Operating environment

The Company has been approved as an investment trust in accordance with the requirements of section 1158 of the Corporation Taxes Act 2010. This approval remains subject to the Company continuing to meet the eligibility conditions and ongoing requirements of the regulations. The Board will manage the Company so as to continue to meet these conditions.

The Company has no employees and delegates most of its operational functions to a number of service providers, details of which are set out later in the report.

#### Current and future developments

A summary of the Company's developments during the year ended 30 June 2019, together with its prospects for the future, is set out in the Chairman's Statement on pages 4 and 5 and the Investment Manager's Review on pages 6 to 8. The Board's principal focus is the delivery of positive long-term returns for shareholders. This will be dependent on the success of the investment strategy, in the context of both economic and stock market conditions. The investment strategy, and factors that may have an influence on it, are discussed regularly by the Board and the Investment Manager. The Board furthermore considers the ongoing development and strategic direction of the Company, including its promotion and the effectiveness of communication with shareholders.

#### Key Performance Indicators ('KPIs')

The performance of the Company is reviewed regularly by the Board and it uses a number of KPIs to assess the Company's success in meeting its objective. The KPIs which have been established for this purpose are set out below.

■ **Net asset value performance compared to the MSCI All Country World Index (GBP)**

The Board monitors the performance of the net asset value per share against that of the MSCI All Country World Index (GBP).

■ **Share price performance**

The Board monitors the performance of the share price of the Company to ensure that it reflects the performance of the net asset value.

**Discrete annual total returns**

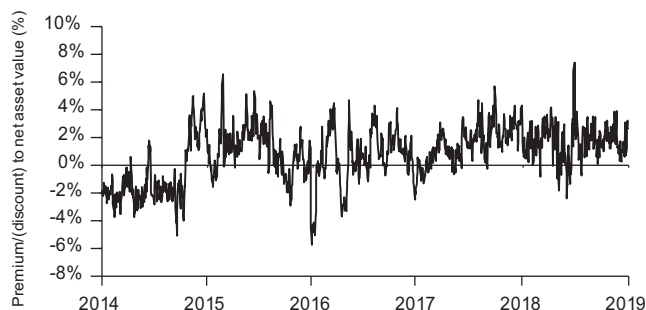
Year ended 30 June	Net asset value†	Share price†	MSCI All Country World Index (GBP)
2015	17.2%	21.7%	9.5%
2016	16.0%	8.1%	13.3%
2017	21.0%	27.5%	22.2%
2018	12.7%	13.4%	8.9%
2019	13.3%	15.2%	9.7%

† Alternative Performance Measure (see page 56).

■ **Share price (discount)/premium to net asset value**

The Board recognises that it is in the interests of shareholders to maintain a share price as close as possible to the net asset value per share. The policy of the Board is to limit the discount or premium to a maximum of 2 per cent in normal circumstances. The Company may issue shares at such times as demand is not being met by liquidity in the market and buy back shares when there is excess supply. Further details of the shares issued and bought back during the year are set out in the Share Capital section on page 17.

**Share price (discount)/premium to net asset value**



Source: Datastream/Morningstar.

■ **Ongoing charges†**

The Board is mindful of the ongoing costs to shareholders of running the Company and monitors operating expenses on a regular basis. The Company's current ongoing charges ratio is 0.7% (2018: 0.7%).

† Alternative Performance Measure (see page 56).

■ **Dividend per share**

The Board aims to grow the dividends paid to shareholders, in addition to capital growth. It monitors the revenue returns generated by the Company during the year, its historic revenue reserves and expected future revenue and then determines the dividends to be paid. Subject to approval of the final dividend by shareholders, a total dividend of 5.83 pence per share (2018: 5.55 pence per share) will be paid in respect of the year ended 30 June 2019. This represents an increase of 5.0%.

**Principal risks and risk management**

The Board, in conjunction with the Investment Manager, has developed a risk map which sets out the principal risks faced by the Company. It is used to monitor these risks and to review the effectiveness of the controls established to mitigate them. Further information on the Company's internal controls is set out in the corporate governance section of the Directors' Report on page 22. As an investment company the main risks relate to the nature of the individual investments and the investment activities generally. These include market price risk, foreign currency risk, interest rate risk, credit and counterparty risk and liquidity risk.

A summary of the key areas of risk and uncertainties are set out below along with the controls in place to manage these which are highlighted for each risk.

- **Strategic:** the suitability of the Board's strategy for the development of the Company in the current market place and the effectiveness of the Board to deliver it. *The Board meets regularly and considers the ongoing suitability of the Company's strategy as part of its review of the Company's performance. The Nomination Committee reviews the effectiveness of the Board annually.*
- **Investment:** the management of the portfolio of the Company to achieve its investment objective and policy. The Company's investments are selected on their individual merits and the performance of the portfolio is not likely to track the wider market (represented by the MSCI All Country World Index (GBP)). The Board believes this approach will continue to generate good long-term returns for shareholders. *Risk will be diversified through a broad range of investments being held. The Board discusses the investment portfolio and its performance with the Investment Manager at each Board meeting.*

The Company may borrow money for investment purposes. If the investments fall in value, any borrowings will magnify the extent of the losses. If borrowing facilities are not renewed, the Company may have to sell investments to repay borrowings. *All borrowing arrangements entered into require the prior approval of the Board and gearing levels are discussed by the Board and Investment Manager at each Board meeting.*

## Strategic Report (continued)

## Strategy and Business Review (continued)

- **Regulatory:** failure to comply with the requirements of a framework of regulation and legislation, within which the Company operates. *The Company relies on the services of the Company Secretary and Investment Manager to monitor ongoing compliance with relevant regulations and legislation.*

Failure to comply with appropriate accounting standards could result in a reporting error or breach of regulations or legislation. *The Company relies on the services of the Company Secretary and Investment Manager to monitor and report on any changes in accounting standards. The Company's Independent Auditor also provides an annual update on any accounting changes that affect the Company.*

- **Operational:** failure of the Investment Manager's and/or any third party service providers' systems which could result in an inability to report accurately and monitor the Company's financial position. *The Investment Manager has established a business continuity plan to facilitate continued operation in the event of a major service disruption or disaster and carries out oversight and monitoring of third party service providers.*

In addition to the above risks, at the date of this report the outcome of the UK Government's Brexit negotiations with the European Union remain unclear. The *economic* risk for the Company is principally in relation to the potential impact of Brexit on the companies within the portfolio. The majority of the portfolio is based overseas, outwith the European Union, which may cause an impact on their operations. The Investment Manager continues to monitor the situation and will respond to any economic fluctuations as required.

Further information on risks and uncertainties and the management of them are set out in the Directors' Report on page 22 and in note 20 of the notes to the financial statements.

### Other matters

#### Viability statement

In accordance with the Association of Investment Companies (the 'AIC') Code of Corporate Governance, the Board has considered the longer term prospects for the Company. The period assessed is the five years to 30 June 2024. This has been deemed appropriate for the Company given the nature of its business, its current size and the longer term view taken by the Investment Manager when constructing the portfolio.

As part of its assessment of the viability of the Company, the Board has considered each of the principal risks above and the impact on the Company's portfolio of a significant fall in global markets and changes in regulation. The Board has also considered the liquidity of the Company's portfolio

to ensure that it will be able to meet its liabilities as they fall due. The Board has concluded, given the realisable nature of the majority of the investments, the level of ongoing expenses and the availability of gearing, that the Company will continue to be in a position to cover its liabilities.

The conclusion of this review is that the Board has a strong expectation that the Company will be able to continue in operation and meet its liabilities as they fall due over the period to 30 June 2024.

#### Share capital

During the year to 30 June 2019 the Company issued 3,660,000 new shares (2018: 4,680,000) to satisfy continued demand for the Company's shares. All of the shares were issued at, or at a premium to, the prevailing net asset value on the date of issue.

During the year the Company did not buy back any ordinary shares (2018: nil).

The Directors' authority to issue and buy back shares on a non-pre-emptive basis will expire at the end of the AGM on 12 November 2019. The Directors intend to seek approval from the shareholders to renew this authority at the 2019 AGM in order to allow the Directors to continue to manage the liquidity of the Company's shares by buying back or issuing shares either side of a 2 per cent band relative to the net asset value.

#### Directors

The Directors of the Company and their biographical details are set out on page 16. Each of the Directors held office throughout the year under review.

No Director has a contract of service with the Company.

Appointments to the Board will be made on merit with due regard to the benefits of diversity, including gender. The Board recognises the benefits of diversity and over time, as suitably qualified candidates emerge, expects that this will increase. The Board considers its commitment to greater diversity is not in conflict with a policy on board tenure in which the Chairman would not ordinarily serve for more than ten years as Chairman. The Board is of the view that, as a relatively small trust, the shareholders' best interests are served by retaining the services of a well-qualified Chairman rather than losing them for reasons unrelated to ability. This policy on tenure does not materially restrict the ability of the Board to increase diversity and the annual appraisal process assesses whether the Chairman retains the confidence of the Board.

The Board is currently comprised of five male Directors. The Company does not have any employees.

## Modern Slavery Act 2015

The Company does not fall within the scope of the Modern Slavery Act 2015 as its turnover is less than £36m. Therefore no slavery and human trafficking statement is included in the Annual Financial Report.

## Social and environmental matters

The Company has no employees and has delegated the management of the Company's investments to Artemis Fund Managers Limited ('Artemis') which, in its capacity as Investment Manager, has a Corporate Governance and Shareholder Engagement policy which sets out a number of principles that are intended to be considered in the context of its responsibility to manage investments in the financial interests of shareholders. Artemis undertakes extensive evaluation and engagement with company management on a variety of matters such as strategy, performance, risk, dividend policy, governance and remuneration. All risks and opportunities are considered as part of the investment process in the context of enhancing the long-term value of shareholders' investments. This will include matters relating to material environmental, human rights and social considerations that will ultimately impact the profitability of a company or its stock market rating and hence these matters are an integral part of Artemis' thinking as institutional investors.

As the Company has delegated the investment management and administration of the Company to third party service providers, and has no fixed premises, there are no greenhouse gas emissions to report from its operations, nor does it have responsibility for any other emissions producing sources under the Companies Act 2006 (Strategic Report and Directors' Reports) Regulations 2013, including those within the underlying investment portfolio.

## Environmental, Social and Governance ('ESG') philosophy

The portfolio is made up of stocks selected from the Investment Manager's thematic work. The thematic approach makes sustainable investing integral to the selection of investments. The investment process avoids cyclical sectors and also holds a set of principles around corporate governance. ESG metrics help the Investment Manager to analyse risk but also highlight opportunities for capital gain, in particular on governance issues.

The investment aim is to achieve sustainable longer-term returns. Integral to this is an assessment of the value today of future profits including any 'externalities'. Externalities are costs, usually to society or the environment which may not be captured by market pricing or shown in financial statements. The Investment Manager therefore appraises the sustainability of a company's entire franchise, seeking to understand each company's 'Licence to Operate' including interactions with employees, society and the environment in assessing investment suitability and risk.

The Investment Manager only invests in those companies and countries that exhibit acceptable governance standards. A background of reasonably stable political and legal framework is necessary for business to operate; and fair relations between company management and shareholders is necessary to ensure shareholders benefit from corporate success.

None of the metrics in the investment criteria template used is more important than others and the importance of factors will differ by country and sector. The Investment Manager does not seek to aggregate a score per company but simply sees the sustainability of a business as key to the investment decision. These metrics present a window into how a company invests in, and manages itself, its brand and its people.

The Investment Manager believes that investor returns can be maximised by integrating such issues directly into the investing process. This can throw up risks worth avoiding, but it can equally illustrate opportunities that may not be picked up by the wider market. Furthermore, a pragmatic, common-sense approach to sustainable investment is adopted which is synonymous with strong fund management of a core global equity franchise.

## Financial statements

The financial statements of the Company are included on pages 32 to 48 of this report.

On behalf of the Board.

## Malcolm Scott

Chairman

5 September 2019



### Directors and Corporate Governance

#### Directors

##### Malcolm C N Scott (Chairman)

Malcolm Scott became a Director of the Company in 1990. He was educated at Trinity College, Glenalmond and thereafter at Gonville & Caius College, Cambridge and Glasgow University. He became an Advocate in 1978 and a QC in 1991.

##### Russell A R Napier (Senior Independent Director)

Russell Napier became a Director of the Company in 2009 and is Chairman of the Audit Committee. He worked for Baillie Gifford from 1989 and for Foreign & Colonial Emerging Markets from 1994. In 1995 he joined stockbrokers CLSA in Hong Kong as its Asian equity strategist. Since 1999 he has been a consultant global macro strategist advising institutional investors. He is the author of 'Anatomy of a Bear – Lessons from Wall Street's Four Great Bottoms' and has established and runs a course called 'A Practical History of Financial Markets'. He is a director of the Didasko Education Company Limited, Orlock Advisors Limited and The Scottish Investment Trust PLC.

##### David P Kidd

David Kidd became a director of the Company in 2016. He is a director of The Law Debenture Pension Trust Corporation PLC, which acts as independent trustee for over 200 pension schemes including many FTSE 100 companies. He has over 30 years investment management experience, having been chief investment officer of the Royal Bank of Scotland's investment management arm, the charity specialists Chiswell Associates and the private bank Arbuthnot Latham. He is a non-executive director of The Baillie Gifford Japan Trust plc and a director of The Golden Charter Trust. Mr Kidd was previously a non-executive director of Martin Currie Global Portfolio Trust plc, Shires Income plc and The Salvation Army International Trustee Company.

##### Harry J Morgan

Harry Morgan became a Director of the Company in 2012. He is currently a portfolio manager and director of investment management at the Tilney Group. He has spent his career managing portfolios for private clients and charities, serving as head of investment management at Adam & Company and in senior roles at Newton Investment Management and Edinburgh Fund Managers. He has an MBA with Distinction from the Edinburgh Business School, and is a Fellow of the Chartered Institute for Securities & Investment. He was elected a non-executive director of the Association of Investment Companies in 2014.

##### Alan G Scott

Alan Scott became a Director of the Company in 2012. He has over 30 years' experience in banking, and is currently Head of Banking Services at Adam & Company where he has been since 2004. Prior to that he has held various positions within the Royal Bank of Scotland Group including offshore with Adam & Company International and Royal Bank of Scotland International in Guernsey and onshore within the Corporate and Personal Banking divisions. He is a Member of the Chartered Banker Institute and holds Chartered Banker status.

All Directors are members of the Nomination Committee. In line with the UK Code of Corporate Governance (2018) guidance, all Directors, barring the Chairman of the Board, Malcolm Scott, are members of the Audit Committee.

## Directors' Report

The Directors have pleasure in presenting their report, together with the audited financial statements of the Company for the year ended 30 June 2019.

### Results and dividends

The Company's results for the year are set out in the Statement of Comprehensive Income on page 32.

The Directors are recommending the payment of a final dividend of 3.85 pence per share. If approved at the AGM, this will be paid on 29 November 2019, to shareholders on the register as at 4 October 2019.

This will result in total dividends for the year of 5.83 pence (2018: 5.55 pence).

### Management and management fees

The Company's investments are managed by Artemis Fund Managers Limited ('Artemis'), following its appointment as Investment Manager on 1 May 2014, and is subject to the Investment Management Agreement dated 15 July 2014. Artemis is entitled to an investment management fee of 0.5% per annum of the net asset value of the Company. The agreement may be terminated by either party on six months' notice.

Simon Edelsten, Alex Illingworth and Rosanna Burcheri are the day-to-day fund managers.

The Board regularly reviews the Investment Manager's position, which includes a review of its management and investment processes, risk controls, the quality of support provided to the Board and consideration of investment performance.

Artemis is also the AIFM to the Company. The Investment Management Agreement sets out Artemis' duties to the Company in respect of the AIFMD. No fees are paid to Artemis in respect of its role as the AIFM to the Company. Artemis has delegated responsibility for the day-to-day portfolio management of the Company's portfolio to Artemis Investment Management LLP.

Both Artemis entities are authorised and regulated by the Financial Conduct Authority and at 30 June 2019 had £28.2 billion, in aggregate, of assets under management.

### Continued appointment of the Investment Manager

The Board has reviewed the Investment Manager's engagement, including its management processes, risk controls and the quality of support provided to the Board and believes that its continuing appointment, on its current terms, remains in the interests of shareholders at this time. The last review was undertaken at a board meeting held on 7 May 2019.

### Re-election of Directors

In accordance with the AIC Code of Corporate Governance 2019, the Board has agreed that Directors will offer

themselves for re-election on an annual basis. The Board, on recommendation from the Nomination Committee and having regard to the proposed changes to the Board referred to in the Chairman's Statement, recommends the re-election of all Directors at this year's AGM.

### Directors' insurance and indemnification

Directors' and Officers' liability insurance cover is maintained by the Company to cover Directors against certain liabilities that may arise in conducting their duties.

The Company has entered into deeds of indemnity in favour of each of its Directors. The deeds cover any liabilities that may arise to a third party, other than the Company, for negligence, default or breach of trust or duty. The Directors are not indemnified in respect of liabilities to the Company, any regulatory or criminal fines, any costs incurred in connection with criminal proceedings in which the Director is convicted or civil proceedings brought by the Company in which judgement is given against him. In addition, the indemnity does not apply to any liability to the extent that it is recovered from another person.

### Share capital

As at 30 June 2019, the capital structure of the Company was 40,871,416 (2018: 37,211,416) ordinary shares of 5 pence each.

Details of changes to the shares in issue during the year can be found in the Strategic Report on page 4.

Since the year end a further 1,085,000 ordinary shares have been issued. As at 3 September 2019 the Company had 41,956,416 ordinary shares in issue. Therefore the Company's total voting rights are 41,956,416.

At any general meeting of the Company, every ordinary shareholder attending in person or by proxy (or by corporate representative) is entitled to one vote on a show of hands and, where a poll is called, every ordinary shareholder attending in person or by proxy is entitled to have one vote for every ordinary share of which he is the holder. There are no restrictions concerning the voting rights of the Company's ordinary shares or the holding or transfer of the Company's shares and there are no special rights attached to any of the ordinary shares. The Company's ordinary shareholders may, by ordinary resolution, declare dividends provided such dividends are not in excess of any dividends recommended by the Directors. The Directors may also pay interim dividends. The Company is not aware of any agreements between shareholders which may result in any restriction on the transfer of shares or on the voting rights.

The table overleaf sets out those shareholders who have notified the Company that they hold more than 3% of the voting rights attaching to the ordinary shares in issue as at 30 June 2019.

## Directors and Corporate Governance (continued)

## Directors' Report (continued)

Name	Number of ordinary shares held as at 30 June 2019	% of voting rights
Mr Simon Edelsten	2,205,899	5.40
Brewin Dolphin Limited	1,782,116	4.36

Since the year end, the Company has been notified that the holding of voting rights of Rathbone Investment Management Limited ('Rathbones') has increased to 4,167,176 ordinary shares (10.14% of the share capital at the time of notification). This was a result of the acquisition of Speirs & Jeffrey by Rathbones. There have been no other changes notified to the Company in respect of the above holdings, and no other new holdings notified, since 30 June 2019.

Further information on the share capital of the Company is detailed in note 14 of the notes to the financial statements.

#### Additional shareholder information

The requirements relating to the appointment and replacement of Directors are contained in the Articles of the Company, a copy of which can be found on the Company's web site at midwynd.com. The granting of powers to issue or buy back the Company's shares require appropriate resolutions to be passed by shareholders. The current authorities to buy back and issue shares will expire at the AGM and proposals for their renewal are set out below.

There are no agreements to which the Company is party that might affect its control following a takeover bid; and there are no agreements between the Company and its Directors concerning compensation for loss of office.

#### Going concern

The Directors, having considered the likely operational costs and liabilities of the Company for the 18 months from the year end, are of the opinion that the Company has adequate financial resources to continue in operational existence for the foreseeable future. For this reason they continue to adopt the going concern basis in the preparation of the financial statements.

#### AGM

Details of the 2019 AGM are set out in the Notice of Meeting on pages 49 to 53.

#### Authority to allot shares and disapply pre-emption rights

The Directors were authorised at the AGM in November 2018 to allot shares up to an aggregate nominal amount of £630,393 under a general authority to allot new shares. This authority will expire at the forthcoming AGM of the Company. Resolution 12, which will be proposed as an ordinary resolution, seeks to renew this authority.

The Directors also were authorised at the AGM in November 2018 to allot up to an aggregate nominal amount of £283,961

ordinary shares in the Company without first offering them to existing shareholders in accordance with statutory pre-emption procedures. This authority will expire at the forthcoming AGM, The Directors believe it to be in shareholders' interests to continue to have such an authority for the forthcoming year to enable the issue of shares to meet market demand and grow the Company and will seek to renew the authority at the forthcoming AGM.

Accordingly, Resolution 13, which is conditional upon Resolution 12 being approved, will, if approved, authorise the Directors to allot new ordinary shares or to sell treasury shares up to an aggregate nominal amount of £314,673, under a general authority, representing approximately 15% of the Company's issued ordinary share capital as at 3 September 2019, for cash, without first offering such shares to existing shareholders pro rata to their existing holdings. Resolution 13 will be proposed as a special resolution and the authority will continue in effect until the conclusion of the AGM to be held in 2020. The Directors will only issue new ordinary shares pursuant to the general authority if they believe it is advantageous to the Company's shareholders to do so.

The Directors acknowledge that the authority sought by Resolution 13 is higher than the limit recommended by the Pre-Emption Group in its Statement of Principles on Dissapplying Pre-Emption Rights. The Directors intend to use the authorities which will be conferred by the passing of Resolution 13 at times when the share price stands at a premium to net asset value and market liquidity is unable to meet demand. The Directors will not make any issue of new ordinary shares to investors unless they consider it advantageous to the Company and its shareholders to do so, and no issue of ordinary shares will be made pursuant to Resolution 13 which would effectively alter the control of the Company without the prior approval of shareholders in general meeting.

#### Authority to buy back shares

The Company's existing authority to make market purchases of up to 14.99% of the issued ordinary share capital will expire at the forthcoming AGM. The Directors consider that the Company should continue to have authority to make market purchases of its own shares and accordingly Resolution 14 will be proposed as a special resolution at the forthcoming AGM to renew that authority.

The maximum price which may be paid for purchases of ordinary shares in the market will not exceed the higher of: (i) 5.0% above the average of the middle market quotations (as derived from the Daily Official List of the London Stock Exchange) for the relevant shares for the five consecutive dealing days ending on the dealing day immediately preceding the date on which the purchase is made; and (ii) the higher of the price quoted for (a) the last independent trade of, or (b) the highest current independent bid for any number of ordinary shares, as applicable, on the trading venue where the purchase is carried out.

The authority to make market purchases, if conferred, will only be exercised if the Directors are of the opinion that the

net asset value per share will be enhanced for the continuing shareholders and it is considered to be in the best interests of shareholders generally or if the overall financial position of the Company was to benefit from such purchases. If the Company purchases any shares under this authority, it may cancel such shares or hold them in treasury. The Directors believe it is advantageous for the Company to have this choice. No dividends would be paid on treasury shares and the Company cannot exercise any rights (including any right to attend or vote at meetings) in respect of those shares. Shares will only be re-sold from treasury at, or at a premium to, the prevailing net asset value per share.

### **Directors' Remuneration**

Having regard to recruitment plans referred to in the Chairman's Statement on page 4, the Board are recommending an increase to the aggregate ordinary remuneration payable to Directors from £125,000 to £150,000 per annum for approval as an ordinary resolution at this year's AGM.

### **Notice period for general meetings**

The Company's Articles of Association enable the Company to call general meetings (other than an annual general meeting) on 14 clear days' notice. In order for this to be effective, the shareholders must also approve annually the calling of meetings other than annual general meetings on 14 clear days' notice. Resolution 15, which is a special resolution, seeks this approval from shareholders. If approved, it will be effective until the Company's next annual general meeting, when it is intended that a similar resolution will be proposed. The Company will also need to meet the requirements for electronic voting under the Companies Act 2006 (as amended by the Shareholders' Rights Regulations), offering facilities for all shareholders to vote by electronic means before it can call a general meeting on 14 days' notice. The Directors believe it is in the best interests of the shareholders of the Company to preserve the shorter notice period, although it is intended that this flexibility will be used for non-routine business only and where merited in the interests of shareholders as a whole.

### **Recommendation**

The Directors consider that passing the resolutions to be proposed at the AGM will be in the best interests of the Company and shareholders as a whole and unanimously recommend that shareholders vote in favour of each of these resolutions as they intend to do in respect of their own holdings.

### **Independent auditor**

Scott-Moncrieff has expressed its willingness to continue in office as independent auditor. The Audit Committee has responsibility for making a recommendation to the Board on the re-appointment of the external auditor. After careful consideration of the services provided during the year and a review of their effectiveness, the Audit Committee recommended to the Board that Scott-Moncrieff be re-

appointed as auditor. Accordingly, resolutions will be proposed at the forthcoming AGM for its re-appointment and to authorise the Directors to agree its remuneration.

### **Audited information**

The Directors who held office at the date of approval of this Directors' Report confirm that, so far as they are each aware, there is no relevant audit information of which the Company's auditor is unaware and each Director has taken all steps that they ought to have taken as a Director to make themselves aware of any relevant audit information and to establish that the Company's auditor is aware of that information.

### **Corporate Governance**

#### **Compliance**

The Company is committed to high standards of corporate governance and has established procedures to monitor its continuing compliance with the AIC Code of Corporate Governance (the 'AIC Code'). This statement outlines how the principles of the AIC Code issued in July 2016 were applied throughout the financial year. The AIC Code has been endorsed by the Financial Reporting Council (the 'FRC') and compliance with the AIC Code enables the Company to meet its obligations in relation to the provisions of the FRC's UK Code of Corporate Governance (2016), insofar as they relate to the Company's business.

The Board considers that in the course of the year, and up to the date of this report, the Company has complied with the AIC Code. Set out below is how the Company applied the principles of the AIC Code. The Board also notes the recommendations of the AIC Code of Corporate Governance (February 2019) (the '2019 AIC Code') applicable to financial reporting years commencing on or after 1 January 2019 and, where possible, has sought to include further detail in the Annual Financial Report to outline how the principles of the new code are being implemented and applied.

All Directors on the Board of the Company are non-executive and the Company's day-to-day responsibilities are delegated to third party service providers.

#### **Board responsibilities**

The Board is responsible for promoting the long-term sustainable success and strategic direction of the Company. It meets at least four times a year to review the performance of the Company's investments, the financial position of the Company, its performance in relation to the investment objective and all other important issues to ensure that the Company's affairs are managed within a framework of prudent and effective controls. Whilst certain responsibilities are delegated, a schedule of matters specifically reserved for its decision has been adopted by the Board.

Responsibilities are clearly defined and allocated between the Chairman, the Board, the Investment Manager and a number of third party service providers. The performance of the Investment Manager and third party service providers are reviewed by the Board on a regular basis.

## Directors and Corporate Governance (continued)

### Directors' Report (continued)

No one individual has unfettered powers of decision.

The Chairman, Malcolm Scott is independent of the Investment Manager. The Chairman leads the Board and ensures its effectiveness on all aspects of its operation ensuring that each Director receives accurate, timely and clear information enabling them to perform effectively as a Board. The Company Secretary liaises with the Chairman prior to each meeting to agree agenda, content and papers to be submitted to Board and Committee meetings. In addition, the Chairman is responsible for ensuring there is effective communication with shareholders.

The Board has set the parameters within which the Investment Manager operates and these are set out in the Investment Management Agreement and in Board minutes. Representatives of the Investment Manager attend each Board meeting enabling the Directors to discuss its activities in managing the Company.

The Board has formalised arrangements under which Directors, in furtherance of their duties, may take independent professional advice at the Company's expense. The Directors have access to the advice and services of the Company Secretary, through its appointed representatives, who are responsible to the Board for ensuring that proper procedures are followed and that applicable rules and regulations are complied with.

The appointment and removal of the Company Secretary is a matter for the Board as a whole.

### Board composition and independence

The Board comprises five Directors, all of whom are non-executive. The names of the Directors, together with their biographical details, are set out on page 16 of this report.

The Board considers that all the Directors are independent of the Investment Manager and comply with the criteria for independence as set out in the AIC Code. Each of the Directors is deemed to be independent in character and judgement. The Nomination Committee meets annually to consider matters of independence.

### Appointment of Directors and performance evaluation

Directors are appointed subject to the provisions of the Act and the Company's Articles. All Directors are subject to election by shareholders at the first AGM following their appointment and thereafter will be subject to annual re-election in accordance with best practice.

The Directors of the Company have not been appointed subject to a service contract. The terms and conditions of their appointments are set out in letters of appointment, which are available for inspection at the registered office of the Company and at the AGM.

The Board, led by the Nomination Committee, conducts an annual review of its performance and that of its Committees, the Chairman and individual Directors. This year's evaluation was conducted by completion of a formal assessment and appraisal by interview, with the evaluation of the performance

of the Chairman being undertaken by the other Directors, led by the Senior Independent Director.

Following this formal performance evaluation, the Nomination Committee has initiated a recruitment process to select a suitable candidate to join the Board. External consultants Fletcher Jones have been engaged to support a formal and transparent recruitment process. Fletcher Jones does not have any other connection with the Company or any of the Directors. The Board believes that none of the other commitments of the Directors, as set out on page 16 of this report, interfere with the discharge of their duties to the Company and the Board is satisfied that they are capable of devoting sufficient time to the Company. The Board supports the resolution to re-elect each Director at the forthcoming AGM on the basis of their industry knowledge, experience and contribution to the operation of the Company.

### Board committees

In order to enable the Directors to discharge their duties, two Board Committees, each with written terms of reference, have been established. Attendance at meetings of the Committees is restricted to members and persons expressly invited to attend. Copies of the terms of reference for the Board Committees are available from the Company Secretary and on the Company's website at [midwynd.com](http://midwynd.com). The Chairman of the Board acts as Chairman for the Nomination Committee and the Audit Committee is chaired by Russell Napier.

All Directors are members of the Nomination Committee. In line with best practice, all Directors, barring the Chairman of the Board are members of the Audit Committee.

The Company Secretary acts as the Secretary to each Committee.

As all the Directors are non-executive there is no requirement for a separate Remuneration Committee. Directors' fees are considered by the Board as a whole within the limits as set out in the Articles and in accordance with the Remuneration Policy approved by shareholders. The Company's Remuneration Policy is set out on page 23 of this report.

As all the Directors are independent of the Investment Manager, there is no requirement to establish a separate Management Engagement Committee. The Board as a whole reviews the terms of appointment and performance of the Company's third party service providers, including the Investment Manager but excluding the Auditor, who is reviewed by the Audit Committee.

### Audit Committee

The responsibilities of the Audit Committee are disclosed in the Report of the Audit Committee on page 26 of this report.

### Nomination Committee

The Nomination Committee meets at least annually.

It is responsible for ensuring that the Board has an appropriate balance of skills and experience to carry out its duties, for identifying and nominating to the Board new

Directors and for proposing that existing Directors be re-elected. The Committee undertakes an annual performance evaluation of the Board, led by the Chairman. On those occasions when the Committee is reviewing the Chairman, or considering his successor, the Nomination Committee will normally be chaired by the Senior Independent Director.

As detailed in the Strategic Report on page 14, the Board supports the principles of diversity in the boardroom and over time as suitably qualified candidates emerge, expects that this will increase. The Board considers this in seeking to ensure that the overall balance of skills and knowledge that the Board has remains appropriate so that it can continue to operate effectively.

### Board and Committee Meetings

The following table sets out the Directors' attendance at the Board and Committee meetings held during the year.

	Board	Audit Committee	Nomination Committee
Number of meetings	6 <sup>†</sup>	2	1
David Kidd	4/6	2/2	1/1
Harry Morgan	6/6	2/2	1/1
Russell Napier	5/6	2/2	1/1
Alan Scott	4/6	2/2	1/1
Malcolm Scott*	5/6	1/1	1/1

<sup>†</sup> In addition to the four formal Board meetings held during the year, the Board met on two ad-hoc occasions. One such meeting was to approve a blocklisting application and the other was to approve the Annual Financial Report for the year ended 30 June 2018. Authority had been delegated by the Board to the Directors who attended these meetings.

\* In line with the UK Code of Corporate Governance (2018) guidance, the Chairman of the Board, Malcolm Scott, retired as a member of the Audit Committee during the year.

### Directors' tenure

Directors do not serve on the Board for a specified period of time. Each Director will be subject to the election/re-election provisions as set out in the Company's Articles, which provide that a Director appointed during the year is required to retire and seek election by shareholders at the first annual general meeting following their appointment. Thereafter, Directors are required to submit themselves for re-election annually. Providing that the Nomination Committee and the Board remain satisfied that the relevant Director's continuing appointment and independence is not impaired by length of service, the Board does not consider that there should be a set limit on their length of service. The Board does not consider that the length of time served by a Director is as important as their contribution to the running of the Company, or that it necessarily impairs their independence. Each situation will be rigorously reviewed on a case-by-case basis to ensure that a Director's independence is maintained and that their continuing appointment is in the best interests of the Company.

### Induction and training

On appointment, Directors are provided with an induction which is tailored to the particular circumstances of the appointee. Regular updates are provided on changes in regulatory requirements that could affect the Company. The Directors are encouraged to attend industry and other seminars covering issues and developments relevant to investment trusts and receive other training as necessary.

### Relations with shareholders

The Board considers communication with shareholders an important function and Directors are always available to respond to shareholder queries. The Board aims to ensure that shareholders are kept fully informed of developments in the Company's business through the Annual and Half-Yearly Financial Reports, as well as the daily announcement of the net asset value of the Company's ordinary shares to the London Stock Exchange. The Investment Manager produces a monthly factsheet which can be found on the Company's website at [midwynd.com](http://midwynd.com), along with other information on the Company. The Investment Manager meets with the major shareholders of the Company on a periodic basis.

All shareholders are encouraged to attend and vote at the AGM, during which the Board and Investment Manager will be available to discuss issues affecting the Company. Details of shareholder voting are declared at every AGM and are available on the Company's website as soon as practicable following the close of the meeting. All Directors intend to attend this year's AGM, details of which are set out in the Notice of Meeting on pages 49 to 53 of this report. Should 20 per cent or more of votes be cast against a board recommendation for a resolution, an explanation of what actions the company intends to take in order to consult shareholders will be provided when announcing voting results. An update on views received from shareholders and actions taken will also be published no later than six months after the AGM together with a final summary in the next Annual Financial Report.

### UK Stewardship Code

Artemis has endorsed the UK Stewardship Code. This sets out the responsibilities of institutional investors in relation to the companies in which they invest and a copy of this can be found on the Investment Manager's website at [artemisfunds.com](http://artemisfunds.com).

### Voting policy

The Board has given the Investment Manager discretion to exercise the Company's voting rights and the Investment Manager, so far as is practicable, will exercise them in respect of resolutions proposed by investee companies. The Investment Manager's voting for its clients is summarised on its website at [artemisfunds.com](http://artemisfunds.com).

### Bribery Act 2010

The Company is committed to carrying out business fairly, honestly and openly. The Investment Manager has established policies and procedures to prevent bribery.

## Directors and Corporate Governance (continued)

## Directors' Report (continued)

**Criminal Finances Act 2017**

The Company has a commitment to zero tolerance towards the criminal facilitation of tax evasion.

**Conflicts of interest**

The Board has put in place procedures to deal with conflicts and potential conflicts of interest and considers that these have operated effectively throughout the year. The Board also confirms that its procedures for the approval of conflicts and potential conflicts of interest have been followed by the Directors during the year under review.

In November 2018 Russell Napier began the supply of investment research to the investment manager and its peers, having been given Board confirmation there was no conflict of interest. The supply of services is monitored as a potential conflict.

**Internal controls and management of risk**

The Board recognises its responsibility for the implementation, review and maintenance of effective systems of internal control to manage the risks to which the Company is exposed as well as ensuring that a sound system of internal control is maintained to safeguard the Company's assets and shareholders' interests. As the majority of the Company's systems are maintained on behalf of the Company by third party service providers under contract, the Board fulfils its obligations by requiring these service providers to report and provide assurances on their systems of internal control, which are designed to manage, rather than eliminate, risks. In light of the Board's reliance on these systems and the reports thereon, the Board can only provide reasonable and not absolute assurance against material misstatement or loss. The Board does, however, ensure that these service providers are employed subject to clearly defined contracts.

Both the Investment Manager and the Administrator have established internal control frameworks to provide reasonable assurances as to the effectiveness of the internal control systems operated on behalf of their clients. The Investment Manager reports to the Board on a regular basis with regard to the operation of its internal controls and risk management within its operations in so far as it impacts the Company. In addition, the Investment Manager reports quarterly to the Board on compliance with the terms of its delegated authorities under the Investment Management Agreement and other restrictions determined by the Board.

The Administrator and Depositary also report on a quarterly basis any breaches of law and regulation and any operational errors. This enables the Board to address any issues with regard to the management of the Company as and when they arise and to identify any known internal control failures.

The key procedures which have been established to provide effective internal controls are as follows:

- The Board, through the Audit Committee, has carried out and documented a risk and control assessment, which

will be kept under ongoing, and at least a six monthly, review.

- Investment management, accounting and custody of assets are segregated. The procedures of the individual parties carrying out these functions are designed to complement each other.
- Investment management and company secretarial services are provided by Artemis. The Board is responsible for setting the overall investment policy and monitoring the actions of the Investment Manager. The Board reviews information produced by the Investment Manager in detail on a regular basis.
- Administration services are provided by J.P. Morgan Europe Limited. The Administrator reports to the Board on a quarterly basis and ad hoc as appropriate. In addition, the Board receives the Administrator's semi-annual report on its internal controls.
- The Board is aware of the whistleblowing procedures of Artemis and the Administrator, which are considered satisfactory.
- Safekeeping of the Company's assets is undertaken by J.P. Morgan Chase Bank N.A.
- Oversight of certain administrative and custodial procedures is undertaken by the Company's Depositary, J.P. Morgan Europe Limited. The Board reviews any exceptional items raised by the Depositary on a quarterly basis.
- The Board defines the duties and responsibilities of the Company's agents and advisers in the terms of their contracts. The appointment of agents and advisers is conducted by the Board after consideration of the quality of parties involved; their ongoing performance and contractual arrangements are monitored to ensure that they remain effective.
- Mandates for authorisation of investment transactions and expense payments are approved by the Board.

By the procedures set out above, the Directors have reviewed the effectiveness of the Company's internal controls throughout the year under review and up to the date of this report.

Further information on the risks and the management of them is set out in the Strategic Report on pages 13 and 14 and note 20 of the notes to the financial statements.

The Directors consider that the Annual Financial Report, taken as a whole, is fair, balanced and understandable and the information provided to shareholders is sufficient to allow them to assess the Company's performance, business model and strategy.

By order of the Board.

**Artemis Fund Managers Limited****Company Secretary**

5 September 2019

## Directors' Remuneration Policy and Report

### Directors' Remuneration Policy

The remuneration policy of the Company was approved by shareholders at the annual general meeting held on 6 November 2017 and is required to be approved by shareholders at the AGM in 2020.

Fees are commensurate with the amount of time Directors are expected to spend on the Company's affairs, whilst seeking to ensure that fees are set at an appropriate level so as to enable candidates of a sufficient calibre to be recruited. The Company's Articles state the maximum aggregate amount of fees that can be paid to Directors in any year. This is currently set at £125,000 per annum and shareholder approval is required for any changes to this. The Board are seeking approval to increase this sum to £150,000 at this year's AGM in order to support the recruitment of a new director to the Board and to facilitate an orderly succession process. The Board reviews and sets the level of Directors' fees annually, or at the time of the appointment of a new director, as provided for in the Directors' letters of appointment. The review considers a range of external information, including peer group comparisons, relevant independent research and any comments received from shareholders. Each Director is entitled to a base fee. The Chairman of the Board is paid a higher fee than the other Directors, to reflect the additional work required to be carried out in this role. The Chairman of the Audit Committee receives an additional fee to reflect the additional responsibilities and work associated with the role.

No Director is entitled to any benefits in kind, share options, annual bonuses, long-term incentives, pensions or other retirement benefits or compensation for loss of office.

Directors are appointed with no fixed notice periods and are not entitled to any extra payments on resignation. It is also considered appropriate that no aspect of Directors' remuneration is performance-related in light of the Directors' non-executive status.

Directors are able to claim expenses that are incurred in respect of duties undertaken in connection with the management of the Company.

New Directors will be remunerated in accordance with this policy and will not be entitled to any payments from the Company in respect of remuneration arrangements in place with any other employers which are terminated upon appointment as a Director of the Company. The Directors' do not propose an increase in directors' fees for the year ending 30 June 2020.

### Directors' Remuneration Report

The Directors are pleased to present the Company's remuneration report for the year ended 30 June 2019, produced in accordance with the Regulations. The Company's Auditor is required to audit certain information contained within this report and, where information set out below has been audited, it is clearly indicated. The Auditor's opinion is included in the Independent Auditor's report which can be found on pages 28 to 31.

### The Board

During the year ended 30 June 2019, the Board consisted solely of non-executive Directors who determine their remuneration as a whole. Accordingly, a separate Remuneration Committee has not been established. The Board has not relied upon the advice or services of any external party to assist in making its remuneration decisions, although the Directors carry out reviews from time to time of the fees paid to directors of other investment trusts. The Directors do not have a contract of service with the Company but are instead appointed by letters of appointment. A Director may resign from the Board at any time; there are no fixed notice periods or any entitlement to compensation for loss of office.

### Directors' fees (audited)

The Directors who served during the year to 30 June 2019 received the following emoluments.

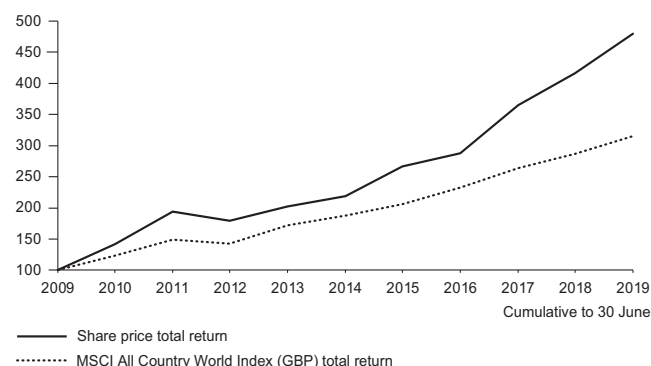
Director	Year ended 30 June 2019	Year ended 30 June 2018
David Kidd	£20,000	£20,000
Harry Morgan	£20,000	£20,000
Russell Napier	£24,000	£24,000
Alan Scott	£20,000	£20,000
Malcolm Scott	£27,500	£27,500
	<b>£111,500</b>	<b>£111,500</b>



## Directors and Corporate Governance (continued)

### Directors' Remuneration Policy and Report (continued)

#### Performance graph



The performance graph above sets out the Company's share price total return from 1 July 2009, compared to the total return of a notional investment in the MSCI All Country World Index (GBP).

#### Statement of voting at the last annual general meeting

The following table sets out the votes received at the last annual general meeting of shareholders, held on 6 November 2018, in respect of the approval of the Directors' Remuneration Report:

Votes cast for		Votes cast against		Total votes cast	Number of votes withheld
Number	%	Number	%		
7,786,363	99.41	46,170	0.59	7,832,533	34,518

#### Directors' interests

The interests of the Directors and their connected persons in the ordinary shares of the Company at the beginning and end of the financial year were as follows:

Director	Nature of Interest	Holding as at 30 June 2019	Holding as at 30 June 2018
David Kidd	Beneficial	17,500	17,500
Harry Morgan	Beneficial	13,729	13,575
Russell Napier	Beneficial	127,125	159,925
Alan Scott	Beneficial	150,000	150,000
	Beneficial trustee	138,850	138,850
Malcolm Scott	Beneficial	581,690	581,690
	Beneficial trustee	250,000	250,000

At no time during the year did any Director hold a material amount in any contract, arrangement or transaction with the Company.

On behalf of the Board and in accordance with the Regulations, I confirm that the Directors' Remuneration Report for the year ended 30 June 2019 summarises the review undertaken and the decisions made regarding the fees paid to the Board.

#### Malcolm Scott

Chairman  
5 September 2019

## Statement of Directors' Responsibilities in respect of the Annual Financial Report and the Financial Statements

### Management Report

Listed companies are required by the Financial Conduct Authority's Disclosure Guidance and Transparency Rules (the 'Rules') to include a management report in their annual financial statements. The information required to be in the management report for the purpose of the Rules is included in the Strategic Report (pages 4 to 15). Therefore no separate management report has been included.

### Statement of Directors' Responsibilities

The Directors are responsible for preparing the Annual Financial Report and the financial statements in accordance with applicable law and regulations.

Company law requires the Directors to prepare financial statements for each financial year. Under that law they are required to prepare the financial statements in accordance with UK Accounting Standards and applicable law (UK Generally Accepted Accounting Practice).

Under company law the Directors must not approve the financial statements unless they are satisfied that they give a true and fair view of the state of affairs of the Company and of the profit or loss of the Company for that period. In preparing each of the financial statements, the Directors are required to:

- select suitable accounting policies and then apply them consistently;
- make judgements and estimates that are reasonable and prudent;
- state whether applicable UK Accounting Standards have been followed, subject to any material departures being disclosed and explained in the financial statements; and
- prepare the financial statements on the going concern basis unless it is inappropriate to presume that the Company will continue in business.

The Directors are responsible for keeping adequate accounting records that are sufficient to show and explain the Company's transactions and disclose with reasonable accuracy at any time the financial position of the Company and enable them to ensure that its financial statements comply with the Companies Act 2006. They have general responsibility for taking such steps as are reasonably open to them to safeguard the assets of the Company and to prevent and detect fraud and other irregularities.

Under applicable law and regulations, the Directors are also responsible for preparing a Strategic Report, Directors' Report, Directors' Remuneration Report and Corporate Governance Statement that complies with that law and those regulations.

The financial statements are published on a website, midwynd.com, maintained by the Company's Investment Manager, Artemis Fund Managers Limited. Responsibility for the maintenance and integrity of the corporate and financial information relating to the Company on this website has been delegated to the Investment Manager by the Directors. Legislation in the UK governing the preparation and dissemination of financial statements may differ from legislation in other jurisdictions.

We confirm that to the best of our knowledge:

- (a) the financial statements, prepared in accordance with the applicable set of accounting standards, give a true and fair view of the assets, liabilities and financial position of the Company as at 30 June 2019 and of the profit for the year then ended; and
- (b) the Strategic Report includes a fair review of the development and performance of the business and the position of the Company, together with a description of the principal risks and uncertainties that it faces.

For and on behalf of the Board.

**Malcolm Scott**  
**Chairman**

5 September 2019

## Audit Information

### Report of the Audit Committee

#### Roles and responsibilities

The main responsibilities of the Audit Committee include:

- monitoring the integrity of the Company's annual and interim financial statements and any formal announcements relating to the company's financial performance, and reviewing significant reporting judgments included therein;
- confirming to the Board whether the annual and interim financial statements, taken as a whole, are fair, balanced and understandable, and provide information necessary for shareholders to assess the company's position and performance, business model and strategy;
- reviewing the appropriateness and consistency of its accounting policies;
- reviewing the effectiveness of the Company's financial reporting, risk management systems and internal control policies and procedures for the identification, assessment and reporting of risks;
- reviewing the need for an internal audit function;
- considering and making recommendations to the Board as regards the appointment and re-appointment of the Company's external auditors;
- reviewing the relationship with the external auditors including:
  - the independence and objectivity of the auditors, and the effectiveness of the annual external audit process, taking into consideration UK professional and regulatory requirements;
  - considering the audit fees payable to the external auditors, and
  - developing and implementing a policy on the engagement of the external auditor to supply non-audit services provided to the Company by its auditors, taking into consideration relevant regulations and ethical guidance.

The Audit Committee provides a forum through which the Company's auditors report to the Board.

#### Composition and meetings

All members of the Audit Committee are considered to have relevant and recent financial and investment experience as a result of their employment in financial services and other industries.

The Committee meets at least twice each year and representatives from the Investment Manager and the Administrator may be invited to attend the meetings of the Audit Committee to report on issues as required.

With reference to guidance from the 2019 AIC Code, Malcolm Scott, Chairman of the Board, stepped down during the year from the Audit Committee.

The Audit Committee meets with representatives of the Company's Auditors at least once each year to discuss any matters arising from the audit.

#### Activities during the year

The Audit Committee met twice during the year. At these meetings the Committee considered the Annual Financial Report, the Half-Yearly Financial Report, reviewed the Company's compliance with s1158 of the Corporation Taxes Act 2010 and discussed the valuation of unquoted securities with the Investment Manager. It also met with senior representatives of the Investment Managers' Risk and Compliance departments during the period.

Scott-Moncrieff attended both of these meetings.

#### Internal audit and controls

The Company does not have an internal audit function as most of its day-to-day operations are delegated to third parties. Both the Investment Manager and the Administrator have established internal control frameworks to provide reasonable assurance as to the effectiveness of the internal controls operated on behalf of their clients. Both third parties report to the Board, on a quarterly basis, any operational errors or breaches of law or regulation.

The Audit Committee considers annually whether there is a need for an internal audit function, and has agreed that it remains appropriate for the Company to rely on the internal controls that exist within its third party service providers.

The Audit Committee receives updates from the Investment Manager regarding any internal audits of relevance to the Company.

As part of the Board's review of internal controls, the Audit Committee carries out and documents a risk and control assessment, which is kept under ongoing, and at least a six monthly, review. The Audit Committee reports its findings and recommendations to the Board.

#### Appointment and remuneration of Auditor

Scott-Moncrieff was appointed as Auditor to the Company on 10 June 2002. No tender for the audit of the Company has been undertaken since this date. Under new regulations a tender will need to be undertaken ahead of the year ending 30 June 2024. Scott-Moncrieff will not be able to participate in this.

The fees paid to Scott-Moncrieff in respect of audit services are disclosed in note 5 of the notes to the financial statements. As part of its review of the continuing appointment of the Auditor ahead of making a recommendation to the Board, the Audit Committee considered the quality of service provided by, and the effectiveness of, the Auditor, the length of tenure of the audit firm, its fees and independence from the Investment Manager, along with any matters raised during the audit.

As noted in the Directors' Report on page 19, Scott-Moncrieff has expressed its willingness to continue in office as independent Auditor. After careful consideration of the services provided during the year and a review of its effectiveness, the Audit Committee recommended to the Board that Scott-Moncrieff should be re-appointed as Auditor. Accordingly, a resolution will be proposed at the forthcoming AGM for its re-appointment and to authorise the Directors to agree its remuneration.

#### Audit for the year ended 30 June 2019

As part of the planning for the annual audit, the Audit Committee met with Scott-Moncrieff and reviewed their audit strategy document, which highlighted the level of materiality applied by the Auditors, the key perceived audit risks and the scope of the audit.

Following this review, the Audit Committee considered the main risk that arises in relation to the financial statements to be the valuation and ownership of both listed and unquoted investments held by the Company.

The valuation and existence of investments was raised as a key audit risk. The Company's investments are valued in accordance with the accounting policies, and the listed investments are valued by the Company's administrator. These prices are reviewed and overseen by the Company's Investment Manager. The Depositary is responsible for holding the Company's assets in custody and verifying the ownership of these assets. The Company receives regular reports from the Depositary, including at the period end.

The Auditors also highlighted, during the planning process, the calculation of the investment management fee and the Company's compliance with section 1158 of the Corporation Taxes Act 2010 as other key areas considered as part of the audit. The Audit Committee receives regular reports from the Investment Manager including as at the year end date.

The Audit Committee met with representatives of the Company's Auditors at the Audit Committee meeting held on 29 August 2019 to discuss any matters arising from the annual audit and to assess the independence and effectiveness of the external audit process. An unqualified audit opinion on the financial statements has been provided, which is set out on pages 28 to 31.

#### Audited information

The Directors who held office at the date of approval of this Annual Financial Report confirm that, so far as they are each aware, there is no relevant audit information of which the Company's Auditor is unaware and each Director has taken all steps that they ought to have taken as a Director to make themselves aware of any relevant audit information and to establish that the Company's Auditor is aware of that information.

The Audit Committee considers that the Annual Financial Report, taken as a whole, is fair, balanced and understandable and the information provided to shareholders is sufficient to allow them to assess the Company's performance, business model and strategy.

#### Non-audit services

The Audit Committee has established a policy for the provision of non-audit services to the Company which prohibits the provision of certain services by the Auditor which the Audit Committee believes would compromise auditor independence. This includes the provision of tax advice or services in relation to the maintenance of the accounting records of the Company. All other non-audit services are permitted subject to the fees earned by the Auditor being no higher than 70% of the average audit fee for the last three years and where auditor knowledge would be advantageous in carrying out the service.

PricewaterhouseCoopers LLP acts as tax adviser for the Company and assists in the preparation and submission of the Company's annual tax returns to HM Revenue & Customs. The engagement has been approved by the Audit Committee.

There were no non-audit services provided by Scott-Moncrieff during the year ended 30 June 2019.

By order of the Board.

#### Russell Napier

Chairman of the Audit Committee  
5 September 2019

## Audit Information (continued)

### Independent Auditor's Report to the shareholders of Mid Wynd International Investment Trust PLC

#### Opinion

We have audited the financial statements of Mid Wynd International Investment Trust plc for the year ended 30 June 2019 which comprise the Statement of Comprehensive Income, the Statement of Financial Position, the Statement of Changes in Equity, the Statement of Cash Flows and notes to the financial statements, including a summary of significant accounting policies. The financial reporting framework that has been applied in their preparation is applicable law and United Kingdom Accounting Standards, including Financial Reporting Standard 102 'The Financial Reporting Standard applicable in the UK and Republic of Ireland' (United Kingdom Generally Accepted Accounting Practice).

In our opinion the financial statements:

- give a true and fair view of the state of the Company's affairs as at 30 June 2019 and of its gains for the year then ended;
- have been properly prepared in accordance with United Kingdom Generally Accepted Accounting Practice (United Kingdom Accounting Standards, comprising FRS 102 'The Financial Reporting Standard applicable in the UK and Republic of Ireland' and applicable law); and
- have been prepared in accordance with the requirements of the Companies Act 2006.

#### Basis for opinion

We conducted our audit in accordance with International Standards on Auditing (UK) (ISAs (UK)) and applicable law. Our responsibilities under those standards are further described in the Auditor's responsibilities for the audit of the financial statements section of our report below. We are independent of the Company in accordance with the ethical requirements that are relevant to our audit of the financial statements in the UK, including the Financial Reporting Council's (FRC's) Ethical Standard, as applicable to listed public interest entities, and we have fulfilled our ethical responsibilities in accordance with these requirements. We confirm that the non-audit services prohibited by the FRC's Ethical Standard were not provided to the Company. We believe that the audit evidence we have obtained is sufficient and appropriate to provide a basis for our audit opinion.

#### Conclusions relating to principal risks, going concern and viability statement

We have nothing to report in respect of the following information in the annual report, in relation to which the ISAs

(UK) require us to report to you whether we have anything material to add or draw attention to in relation to:

- the disclosures on pages 13 and 14 to the statements that describe the principal risks and explain how they are being managed or mitigated;
- the Directors' confirmation on page 22 in the annual report that they have carried out a robust assessment of the principal risks facing the Company, including those that would threaten its business model, future performance, solvency or liquidity;
- the Directors' statement on page 25 in the financial statements about whether the Directors considered it appropriate to adopt the going concern basis of accounting in preparing the financial statements and the Directors' identification of any material uncertainties to the Company's ability to continue to do so over a period of at least twelve months from the date of approval of the financial statements;
- whether the Directors' statements relating to the prospects of the Company and to going concern required under the Listing Rules in accordance with Listing Rule 9.8.6R(3) is materially inconsistent with our knowledge obtained in the audit; or
- the Directors' explanation on page 14 in the annual report as to how they have assessed the prospects of the Company, over what period they have done so and why they consider that period to be appropriate, and their statement as to whether they have a reasonable expectation that the Company will be able to continue in operation and meet its liabilities as they fall due over the period of assessment, including any related disclosures drawing attention to any necessary qualifications or assumptions.

#### Key audit matters

Key audit matters are those matters that, in our professional judgment, were of most significance in our audit of the financial statements of the current period and include the most significant assessed risks of material misstatement (whether or not due to fraud) we identified, including those which had the greatest effect on: the overall audit strategy, the allocation of resources in the audit; and directing the efforts of the engagement team. These matters were addressed in the context of our audit of the financial statements as a whole, and in forming our opinion thereon, and we do not provide a separate opinion on these matters. This is not a complete list of all risks identified by our audit.

<b>Key Audit Matter</b>	<b>How the scope of our audit responded to the key audit matter</b>	<b>Key Observations</b>
<p><b>Valuation and existence of Investments</b></p> <p>Refer to page 36 (Accounting Policies) and page 40 (Notes to the financial statements).</p> <p>The investment portfolio at the year-end comprised listed equity investments valued at £225.2m. As the Company's largest asset, accurate valuation of its portfolio is crucial. We focused on gaining assurance in respect of the valuation and existence of investments as they make up 97.1% (2018: 94.7%) of the Company's total assets.</p>	<p>We tested the existence of the investment portfolio by agreeing 100% of investment holdings to an independent custodian confirmation and reviewing reports prepared on the design and operation of controls at the custodians who are responsible for holding the investments on the Company's behalf. The bid price of all listed securities was agreed to appropriate published external sources.</p>	<p>We concluded that the valuations attributed to the Company's investments were appropriate, and that the Company has appropriate title to the investments reported in the financial statements. Our testing did not identify any misstatements which required reporting to those charged with governance.</p>
<p><b>Accuracy, completeness and occurrence of investment income</b></p> <p>Refer to page 36 (Accounting Policies) and page 37 (Notes to the financial statements).</p> <p>We focused on gaining assurance in respect of the accuracy, occurrence and completeness of dividend income as incomplete or inaccurate income could have a material impact on the Company's net asset value. This is considered to be a potential fraud risk due to income being a significant account balance which drives key performance indicators. We also reviewed the accounting policy for income recognition and its presentation in the Statement of Comprehensive Income to ensure it complies with the requirements of The Association of Investment Companies Statement of Recommended Practice (the "AIC SORP").</p>	<p>Our work included checking income recorded for a sample of securities to appropriate external sources. We tested occurrence by testing that all dividends recorded in the year had been declared in the market by holdings, and we traced a sample of dividends received to bank statements. We also reviewed income for further indications of omissions. We considered holdings which have not generated any income during the year. We tested the accuracy of dividend receipts by agreeing the dividend rates for a sample of investments to independent market data</p> <p>Finally, we considered the accounting treatment of any "special dividends" received.</p>	<p>We concluded that the dividend income recorded and allocated in relation to the Company's equity investments were appropriate. Our testing did not identify any misstatements which required reporting to those charged with governance.</p>

### Our application of materiality

We apply the concept of materiality in planning and performing our audit, and in evaluating the effect of misstatements on our audit and on the financial statements. For the purposes of determining whether the financial statements are free from material misstatement we define materiality as the level of error that would change the opinion of the reader of the financial statements. When establishing our overall audit strategy, we determined the level of uncorrected misstatements that would be material for the financial statements as a whole to be £2.26m, which

is 1% of net assets (net assets being a key performance indicator for investors in the Company). Materiality for revenue transactions was determined to be £0.03m which is 1% of net revenue return on ordinary activities before taxation, as we believe readers of the financial statements will be more sensitive to variances in the revenue account.

We agreed with the Audit Committee that we would report to them individual and extrapolated errors in excess of 5% of the relevant materiality figure, as well as differences below that threshold that we believe warranted reporting on qualitative grounds.

## Audit Information (continued)

### Independent Auditor's Report to the shareholders of Mid Wynd International Investment Trust PLC (continued)

#### An overview of the scope of our audit

We conducted our audit of the financial statements using information maintained and provided by J.P. Morgan Europe Limited (the "Administrator") to whom the Manager has, with the consent of the Company's Directors, delegated the provision of certain administrative functions.

We tailored the scope of our audit taking into account the types of investments within the Company, the involvement of the third parties referred to above, the accounting processes and controls, and the industry in which the Company operates.

We obtained an understanding of the control environment in place at both the Manager and the Administrator and adopted a fully substantive testing approach to obtain our audit evidence.

The scope of our audit was influenced by our application of materiality. We set certain quantitative thresholds for materiality. These together with qualitative considerations, helped us to determine the scope of our audit and the nature, timing and extent of our audit procedures on the individual financial statement line items and disclosures and in the evaluation of the effect of misstatements, both individually and in aggregate on the Financial Statements as a whole.

#### Other information

The Directors are responsible for the other information. The other information comprises the information included in the annual report, other than the financial statements and our auditor's report thereon. Our opinion on the financial statements does not cover the other information and, except to the extent otherwise explicitly stated in our report, we do not express any form of assurance conclusion thereon.

In connection with our audit of the financial statements, our responsibility is to read the other information and, in doing so, consider whether the other information is materially inconsistent with the financial statements or our knowledge obtained in the audit or otherwise appears to be materially misstated. This includes considering the Director's statement relating to the Company's compliance with the UK Corporate Governance Code, under the Listing Rules, for review by the auditors. If we identify such material inconsistencies or apparent material misstatements, we are required to determine whether there is a material misstatement of the financial statements or a material misstatement of the other information.

If, based on the work we have performed, we conclude that there is a material misstatement of this other information; we are required to report that fact. We have nothing to report in this regard.

#### Opinions on other matters prescribed by the Companies Act 2006

In our opinion, the part of the Directors' remuneration report to be audited has been properly prepared in accordance with the Companies Act 2006.

In our opinion, based on the work undertaken in the course of the audit:

- the information given in the Strategic report and the Directors' report for the financial year for which the financial statements are prepared is consistent with the financial statements; and
- the Strategic report and the Directors' report have been prepared in accordance with applicable legal requirements.

In the light of the knowledge and understanding of the Company and its environment obtained in the course of the audit, we have not identified material misstatements in the strategic report or the Directors' report.

#### Matters on which we are required to report by exception

We have nothing to report in respect of the following matters in relation to which the Companies Act 2006 requires us to report to you if, in our opinion:

- adequate accounting records have not been kept by the Company, or returns adequate for our audit have not been received from branches not visited by us; or
- the financial statements and the part of the Directors' remuneration report to be audited are not in agreement with the accounting records and returns; or
- certain disclosures of Directors' remuneration specified by law are not made; or
- we have not received all the information and explanations we require for our audit.

#### Responsibilities of Directors

As explained more fully in the Directors' responsibilities statement set out on page 25, the Directors are responsible for the preparation of the financial statements and for being satisfied that they give a true and fair view, and for such internal control as the Directors determine is necessary to enable the preparation of financial statements that are free from material misstatement, whether due to fraud or error.

In preparing the financial statements, the Directors are responsible for assessing the Company's ability to continue as a going concern, disclosing, as applicable, matters related to going concern and using the going concern basis of accounting unless the Directors either intend to liquidate the Company or to cease operations, or have no realistic alternative but to do so.

## Independent Auditor's Report to the shareholders of Mid Wynd International Investment Trust PLC (continued)

### Auditor's responsibilities for the audit of the financial statements

Our objectives are to obtain reasonable assurance about whether the financial statements as a whole are free from material misstatement, whether due to fraud or error, and to issue an auditor's report that includes our opinion. Reasonable assurance is a high level of assurance, but is not a guarantee that an audit conducted in accordance with ISAs (UK) will always detect a material misstatement when it exists. Misstatements can arise from fraud or error and are considered material if, individually or in aggregate, they could reasonably be expected to influence the economic decisions of users taken on the basis of these financial statements. We planned and conducted our audit so as to obtain reasonable assurance of detecting any material misstatements in the financial statements resulting from improprieties or breach of regulations. Audit procedures performed by the engagement team included:

- Enquiries of the Manager and the Audit Committee, including consideration of known or suspected instances of non-compliance with laws and regulation and fraud;
- Testing the Company's compliance with section 1158 of the Corporation Tax Act 2010 in the current year;
- Identifying and testing journal entries, specifically all manual journal entries posted by the administrator during the preparation of the financial statements;
- Understanding the operating effectiveness of the Administrator and Manager's internal controls designed to prevent and detect irregularities;
- Reviewing relevant meeting minutes, including those of the Audit Committee; and,
- Designing audit procedures to incorporate unpredictability around the nature, timing or extent of our testing of immaterial journal entries.

A further description of our responsibilities for the audit of the financial statements is located on the Financial Reporting Council's website at: [www.frc.org.uk/auditors-responsibilities](http://www.frc.org.uk/auditors-responsibilities). This description forms part of our auditor's report.

### Other matters which we are required to address

We were appointed by the Company Directors on 10 June 2002. The period of total uninterrupted engagement including previous renewals and reappointments of the firm is 17 years. The non-audit services prohibited by the FRC's Ethical Standard were not provided to the Company and we remain independent of the Company and its controlled undertakings in conducting our audit. Our audit opinion is consistent with the additional report to the audit committee we are required to provide in accordance with ISAs (UK).

### Use of this report

This report is made solely to the Company's members as a body, in accordance with Chapter 3 of Part 16 of the Companies Act 2006. Our audit work has been undertaken so that we might state to the Company's members those matters we are required to state to them in an auditor's report and for no other purpose. To the fullest extent permitted by law, we do not accept or assume responsibility to anyone other than the Company and the Company's members as a body, for our audit work, for this report, or for the opinions we have formed.

### Gareth Magee (Senior Statutory Auditor)

for and on behalf of Scott-Moncrieff, Statutory Auditor  
Exchange Place 3  
Semple Street  
Edinburgh EH3 8BL

5 September 2019



## Financial Statements

Statement of Comprehensive Income

For the year ended 30 June

	Notes	2019 Revenue £'000	2019 Capital £'000	2019 Total £'000	2018 Revenue £'000	2018 Capital £'000	2018 Total £'000
Gains on investments	10	–	24,118	24,118	–	15,885	15,885
Currency gains	15	–	75	75	–	384	384
Income	3	3,592	–	3,592	3,144	–	3,144
Investment management fee	4	(248)	(742)	(990)	(200)	(600)	(800)
Other expenses	5	(281)	(9)	(290)	(254)	(14)	(268)
<b>Net return before finance costs and taxation</b>		<b>3,063</b>	<b>23,442</b>	<b>26,505</b>	<b>2,690</b>	<b>15,655</b>	<b>18,345</b>
Finance costs of borrowings	6	(38)	(116)	(154)	(36)	(109)	(145)
<b>Net return on ordinary activities before taxation</b>		<b>3,025</b>	<b>23,326</b>	<b>26,351</b>	<b>2,654</b>	<b>15,546</b>	<b>18,200</b>
Taxation on ordinary activities	7	(375)	–	(375)	(253)	–	(253)
<b>Net return on ordinary activities after taxation</b>		<b>2,650</b>	<b>23,326</b>	<b>25,976</b>	<b>2,401</b>	<b>15,546</b>	<b>17,947</b>
<b>Net return per ordinary share</b>	<b>9</b>	<b>6.79p</b>	<b>59.73p</b>	<b>66.52p</b>	<b>7.14p</b>	<b>46.20p</b>	<b>53.34p</b>

The total column of this statement is the profit and loss account of the Company.

All revenue and capital items in this statement derive from continuing operations. No operations were acquired or discontinued during the year.

The net return for the year disclosed above represents the Company's total comprehensive income.

**The accompanying notes on pages 36 to 48 are an integral part of the financial statements.**

# Financial Statements

## Statement of Financial Position

As at 30 June

	Notes	2019 £'000	2018 £'000
<b>Non-current assets</b>			
Investments held at fair value through profit or loss	10	225,249	179,699
<b>Current assets</b>			
Debtors	11	1,183	772
Cash and cash equivalents	12	<u>5,529</u>	<u>9,350</u>
		6,712	10,122
<b>Creditors</b>			
Amounts falling due within one year	13	<u>(5,877)</u>	<u>(6,284)</u>
<b>Net current assets</b>		<b>835</b>	<b>3,838</b>
<b>Total net assets</b>		<b>226,084</b>	<b>183,537</b>
<b>Capital and reserves</b>			
Called up share capital	14	2,044	1,861
Capital redemption reserve	15	16	16
Share premium	15	70,782	52,173
Capital reserve	15	149,687	126,361
Revenue reserve	15	3,555	3,126
<b>Shareholders' funds</b>		<b>226,084</b>	<b>183,537</b>
<b>Net asset value per ordinary share</b>	<b>16</b>	<b>553.16p</b>	<b>493.23p</b>

These financial statements were approved by the Board of Directors and signed on its behalf on 5 September 2019.

### Malcolm Scott

Chairman

The accompanying notes on pages 36 to 48 are an integral part of the financial statements.

## Financial Statements (continued)

### Statement of Changes in Equity

For the year ended 30 June 2019

	Share capital £'000	Capital redemption reserve £'000	Share premium £'000	Capital reserve £'000	Revenue reserve £'000	Shareholders' funds £'000
Shareholders' funds at 1 July 2018	1,861	16	52,173	126,361	3,126	183,537
Net return on ordinary activities after taxation	–	–	–	23,326	2,650	25,976
Issue of new shares (net of costs)	183	–	18,609	–	–	18,792
Dividends paid	–	–	–	–	(2,221)	(2,221)
<b>Shareholders' funds at 30 June 2019</b>	<b>2,044</b>	<b>16</b>	<b>70,782</b>	<b>149,687</b>	<b>3,555</b>	<b>226,084</b>

For the year ended 30 June 2018

	Share capital £'000	Capital redemption reserve £'000	Share premium £'000	Capital reserve £'000	Revenue reserve £'000	Shareholders' funds £'000
Shareholders' funds at 1 July 2017	1,627	16	29,144	110,815	1,456	143,058
Net return on ordinary activities after taxation	–	–	–	15,546	2,401	17,947
Issue of new shares (net of costs)	234	–	23,029	–	–	23,263
Dividends paid	–	–	–	–	(731)	(731)
<b>Shareholders' funds at 30 June 2018</b>	<b>1,861</b>	<b>16</b>	<b>52,173</b>	<b>126,361</b>	<b>3,126</b>	<b>183,537</b>

The accompanying notes on pages 36 to 48 are an integral part of the financial statements.

## Statement of Cash Flows

For the year ended 30 June

	Notes	2019 £'000	2019 £'000	2018 £'000	2018 £'000
Cash used in operations	17		1,941		1,610
Interest received	3	96		39	
Interest paid	6	(154)		(144)	
<b>Net cash used from operating activities</b>			<b>(58)</b>		<b>(105)</b>
<b>Cash flow from investing activities</b>					
Purchase of investments		(237,157)		(192,944)	
Sale of investments		213,826		174,063	
Realised currency gains		105		146	
<b>Net cash used in investing activities</b>			<b>(23,226)</b>		<b>(18,735)</b>
<b>Cash flow from financing activities</b>					
Issue of new shares, net of costs		19,167		22,668	
Dividends paid	8	(2,221)		(731)	
Net drawdown of credit facility		583		808	
Credit facility renewal fee		6		(7)	
<b>Net cash generated from financing activities</b>			<b>17,535</b>		<b>22,738</b>
<b>Net (decrease)/increase in cash and cash equivalents</b>			<b>(3,808)</b>		<b>5,508</b>
<b>Cash and cash equivalents at start of the year</b>			<b>9,350</b>		<b>3,819</b>
(Decrease)/increase in cash in the year			(3,808)		5,508
Unrealised currency (losses)/gains on cash and cash equivalents			(13)		23
<b>Cash and cash equivalents at end of the year</b>			<b>5,529</b>		<b>9,350</b>

The accompanying notes on pages 36 to 48 are an integral part of the financial statements.

## Financial Statements (continued)

## Notes to the Financial Statements

**1. General information**

Mid Wynd International Investment Trust PLC is an investment trust company domiciled in the United Kingdom and incorporated in Scotland. The address of its registered office is 6th Floor, Exchange Plaza, 50 Lothian Road Edinburgh, EH3 9BY. The ordinary shares of the Company are premium listed on the London Stock Exchange. The Company's registered number is SC042651.

**2. Accounting policies****(a) Basis of accounting**

The financial statements are prepared on a going concern basis under the historical cost convention modified to include the revaluation of investments. The financial statements have been prepared in accordance with the Companies Act 2006, applicable United Kingdom accounting standards, including Financial Reporting Standard ('FRS') 102, and the Statement of Recommended Practice 'Financial Statements of Investment Trust Companies and Venture Capital Trusts' (the 'SORP') issued in November 2014 and updated in February 2018 by the Association of Investment Companies (the 'AIC').

In order to better reflect the activities of the Company and in accordance with guidance issued by the AIC, supplementary information which analyses the profit and loss account between items of a revenue and capital nature has been presented in the Statement of Comprehensive Income.

Financial assets and financial liabilities are recognised in the Company's Statement of Financial Position when it becomes a party to the contractual provisions of the instrument.

No significant estimates or judgements have been made in the preparation of the financial statements.

The Directors consider the Company's functional currency to be Sterling as the

Company's shareholders are predominantly based in the UK and the Company is subject to the UK's regulatory environment.

**(b) Investments**

Purchases and sales of investments are accounted for on a trade date basis. Investments are designated as held at fair value through profit or loss on initial recognition and are measured at subsequent reporting dates at fair value. The fair value of listed investments is bid value or last traded prices for holdings on certain recognised overseas exchanges. The fair value of unquoted investments uses valuation techniques, determined by the Directors, based upon latest dealing prices, stockbroker valuations, net asset values and other information, as appropriate, and with reference to the valuation guidelines issued by the International Private Equity and Venture Capital Valuation Board.

**(c) Derivatives**

The Company may use derivatives for the purpose of efficient portfolio management (including reducing, transferring or eliminating risk in its investments and protection against currency risk) and to achieve capital growth. Such instruments are recognised on the date of the contract that creates the Company's obligation to pay or receive cash flows and are measured as financial assets or liabilities at fair value at subsequent reporting dates, while the relevant contracts remain open. The fair value is determined by reference to the open market value of the contract. Where the investment rationale for the use of derivatives is to hedge specific risks pertaining to the Company's portfolio composition, hedge accounting will only be adopted where the derivative instrument relates specifically to a single item, or group of items, of equal and opposite financial exposure, and where the derivative instrument has

been explicitly designated as a hedge of such item(s) at the date of initial recognition. In all other circumstances changes in the fair value of derivative instruments are recognised immediately in the Statement of Comprehensive Income as capital or revenue as appropriate.

**(d) Financial instruments**

In addition to the investment transactions described above, the Company enters into basic financial instruments that result in recognition of other financial assets and liabilities, such as sales and purchases for subsequent settlement, investment income due but not received and other debtors and other creditors. These financial instruments are receivable and payable and are stated at cost less impairment.

**(e) Cash and cash equivalents**

Cash and cash equivalents include cash in hand, deposits held at call with banks and other short-term highly liquid investments with original maturities of three months or less.

**(f) Income**

Income from equity investments is brought into account on the date on which the investments are quoted ex-dividend or, where no ex-dividend date is quoted, when the Company's right to receive payment is established. Unfranked investment income includes the taxes deducted at source. Franked investment income is stated net of tax credits. If scrip is taken in lieu of dividends in cash, the net amount of the cash dividend declared is credited to the revenue account. Any excess in the value of the shares received over the amount of the cash dividend foregone is recognised as capital. Interest from fixed interest securities is recognised on an effective interest rate basis. Interest receivable on deposits are recognised on an accruals basis.

### (g) Expenses

All expenses are accounted for on an accruals basis. Expenses are charged through the revenue reserve except where they relate directly to the acquisition or disposal of an investment, in which case they are added to the cost of the investment or deducted from the sale proceeds, and where they are connected with the maintenance or enhancement of the value of investments are charged to the capital reserve. Management fees are accounted for on an accruals basis and allocated 25% to the revenue reserve and 75% to the capital reserve. Costs arising from the filing of claims to reclaim tax on overseas dividends have been deducted from the revenue reserve.

### (h) Finance costs

Loan interest is accounted for on an accruals basis and has been allocated 25% to the revenue reserve and 75% to the capital reserve.

### (i) Deferred taxation

Deferred taxation is provided on all timing differences which have originated but not reversed by the date of the Statement of Financial Position, calculated at the current tax rate relevant to the benefit or liability. Deferred tax assets are recognised only to the extent that it is more likely than not that there will be taxable profits from which underlying timing differences can be deducted.

### (j) Foreign currencies

Transactions involving foreign currencies are converted at the rate ruling at the time of the transaction. Monetary assets and liabilities in foreign currencies are translated at the closing rates of exchange at the date of the Statement of Financial Position, with the exception of forward currency contracts which are valued at the forward rate on that date. Any gain or loss arising from a change in exchange rates subsequent to the date of the transaction is included as an exchange gain or loss in the capital reserve or revenue reserve as appropriate.

### (k) Capital reserve

Gains and losses on sales of investments, exchange differences of a capital nature and the amount by which the fair value of assets and liabilities differs from their book value are dealt with in this reserve. 75% of investment management fees and finance costs together with any associated tax relief are allocated to the capital reserve in accordance with the Company's objective of combining capital and income growth. Purchases of the Company's own shares that are held in treasury are also funded from this reserve. When shares are reissued from treasury an amount equal to the weighted average purchase price paid for the shares is recognised in this reserve with any excess over this price recognised in share premium.

### (l) Segmental reporting

The Company has only one material segment of business being that of an investment trust company.

## 3. Income

	2019 £'000	2018 £'000
<b>Income from investments</b>		
Overseas dividends	3,077	2,767
UK dividends	410	290
UK interest	9	–
Property income distribution	–	48
	<u>3,496</u>	<u>3,105</u>
<b>Other income</b>		
Bank interest	96	39
<b>Total income</b>	<u>3,592</u>	<u>3,144</u>
<b>Total income comprises:</b>		
Dividends from financial assets designated at fair value through profit or loss	3,496	3,105
Other income	96	39
<b>Total income</b>	<u>3,592</u>	<u>3,144</u>

## Financial Statements (continued)

Notes to the Financial Statements (continued)

### 4. Investment management fee

	2019 Revenue £'000	2019 Capital £'000	2019 Total £'000	2018 Revenue £'000	2018 Capital £'000	2018 Total £'000
Investment management fee	248	742	990	200	600	800

Details of the investment management fee are set out in the Directors' Report on page 17. As at 30 June 2019, £264,000 (2018: £218,000) was outstanding in respect of amounts due to the Investment Manager.

### 5. Other expenses

	2019 Revenue £'000	2019 Capital £'000	2019 Total £'000	2018 Revenue £'000	2018 Capital £'000	2018 Total £'000
Directors' remuneration	112	–	112	112	–	112
Depositary fees	29	–	29	24	–	24
Registrar fees	20	–	20	20	–	20
Custody fees	14	5	19	18	5	23
Auditor's remuneration (excluding VAT)	14	–	14	13	–	13
Stock exchange fees	12	–	12	12	–	12
Printing fees	11	–	11	15	–	15
Directors' & officers' insurance	6	–	6	6	–	6
Other expenses	63	4	67	34	9	43
<b>Total expenses</b>	<b>281</b>	<b>9</b>	<b>290</b>	<b>254</b>	<b>14</b>	<b>268</b>

### 6. Finance costs of borrowings

	2019 Revenue £'000	2019 Capital £'000	2019 Total £'000	2018 Revenue £'000	2018 Capital £'000	2018 Total £'000
Loan interest	19	58	77	26	79	105
Loan non-utilisation fee	18	54	72	9	27	36
Bank overdraft interest	1	4	5	1	2	3
Loan arrangement fees	–	–	–	–	1	1
<b>Total finance costs</b>	<b>38</b>	<b>116</b>	<b>154</b>	<b>36</b>	<b>109</b>	<b>145</b>

### 7. Taxation on ordinary activities

	2019 Revenue £'000	2019 Capital £'000	2019 Total £'000	2018 Revenue £'000	2018 Capital £'000	2018 Total £'000
Overseas taxation	375	–	375	253	–	253
<b>Total tax</b>	<b>375</b>	<b>–</b>	<b>375</b>	<b>253</b>	<b>–</b>	<b>253</b>

The tax charge for the year is lower than the average standard rate of corporation tax in the UK (19.00%). The differences are explained below:

	2019 £'000	2018 £'000
Net return on ordinary activities before taxation	26,351	18,200
Net return on ordinary activities multiplied by the average standard rate of corporation tax in the UK of 19.00% (2018: 19.00%)	5,007	3,458
Effects of:		
Overseas tax – non offsettable	375	253
Taxable losses in the year not utilised	202	176
Double taxation relief expensed	(8)	(4)
Income not taxable (UK dividends)	(78)	(55)
Income not taxable (overseas dividends)	(526)	(484)
Capital returns not taxable	(4,597)	(3,091)
<b>Current tax charge for the year</b>	<b>375</b>	<b>253</b>

#### Factors that may affect future tax charges

At 30 June 2019 the Company had a potential deferred tax asset of £968,000 (2018: £786,000) in respect of taxable losses which are available to be carried forward and offset against future taxable profits. A deferred tax asset has not been recognised on these losses as it is considered unlikely that the Company will make suitable taxable revenue profits in excess of deductible expenses in future periods. Due to the Company's status as an investment trust, and the intention to continue meeting the conditions required to obtain approval in the foreseeable future, the Company has not provided for deferred tax on any capital gains and losses arising on the revaluation or disposal of investments.

#### 8. Dividends paid and proposed

	2019	2018	2019 £'000	2018 £'000
<b>Amounts recognised as distributions in the year:</b>				
Previous year's final dividend	3.75p	0.38p	1,436	124
First interim dividend	1.98p	1.80p	785	607
<b>Total dividend</b>	<b>5.73p</b>	<b>2.18p</b>	<b>2,221</b>	<b>731</b>

Set out below are the total dividends paid and payable in respect of the financial year, which is the basis on which the requirements of section 1159 of the Corporation Tax Act 2010 are considered. The revenue available for distribution by way of dividend for the year is £2,650,000 (2018: £2,401,000).

	2019	2018	2019 £'000	2018 £'000
<b>Dividends paid and payable in respect of the year:</b>				
First interim dividend	1.98p	1.80p	785	607
Proposed final dividend	3.85p	3.75p	1,592	1,395
<b>Total dividend</b>	<b>5.83p</b>	<b>5.55p</b>	<b>2,377</b>	<b>2,002</b>



## Financial Statements (continued)

Notes to the Financial Statements (continued)

### 9 Net return per ordinary share

	2019 Revenue	2019 Capital	2019 Total	2018 Revenue	2018 Capital	2018 Total
Net return on ordinary activities after taxation	6.79p	59.73p	66.52p	7.14p	46.20p	53.34p

Revenue return per ordinary share is based on the net revenue return on ordinary activities after taxation for the financial year of £2,650,000 (2018: £2,401,000), and on 39,052,594 (2018: 33,647,608) ordinary shares, being the weighted average number of ordinary shares in issue (excluding treasury shares) during the year.

Capital return per ordinary share is based on the net capital return on ordinary activities after taxation for the financial year of £23,326,000 (2018: £15,546,000), and on 39,052,594 (2018: 33,647,608) ordinary shares, being the weighted average number of ordinary shares in issue (excluding treasury shares) during the year.

### 10. Fixed assets – investments

Investments in securities are financial assets designated at fair value through profit or loss on initial recognition in accordance with FRS 102. The following tables provide an analysis of these investments based on the fair value hierarchy as described below which reflects the reliability and significance of the information used to measure their fair value.

The levels are determined by the lowest (that is the least reliable or least independently observable) level of input that is significant to the fair value measurement for the individual investment in its entirety as follows:

**Level 1** – investments with unadjusted quoted prices in an active market;

**Level 2** – investments whose fair value is based on inputs other than quoted prices that are either directly or indirectly observable;

**Level 3** – investments whose fair value is based on inputs that are unobservable (i.e. for which market data is unavailable).

	Year ended 30 June 2019 £'000	Year ended 30 June 2018 £'000
Quoted (Level 1)	225,249	179,699
Forward foreign exchange contracts (Level 2)	–	–
Unquoted (Level 3)	–	–
<b>Total financial asset investments</b>	<b>225,249</b>	<b>179,699</b>

## 10. Fixed assets – investments (continued)

	Level 1 £'000	Level 2 £'000	Level 3 £'000	Total £'000
Opening book cost	159,028	–	418	159,446
Fair value adjustment at 30 June 2018	20,671	–	(418)	20,253
Valuation at 30 June 2018	179,699	–	–	179,699
Purchases at cost	236,108	–	–	236,108
Disposals – proceeds	(214,696)	11	–	(214,685)
– realised gains/(losses)	7,273	(11)	–	7,262
Transfers	418	–	(418)	–
Amortisation adjustment	9	–	–	9
Increase in fair value adjustment	16,438	–	418	16,856
<b>Valuation as at 30 June 2019</b>	<b>225,249</b>	<b>–</b>	<b>–</b>	<b>225,249</b>
Book cost at 30 June 2019	188,140	–	–	188,140
Fair value adjustment	37,109	–	–	37,109
<b>Valuation as at 30 June 2019</b>	<b>225,249</b>	<b>–</b>	<b>–</b>	<b>225,249</b>

The purchases and sales proceeds figures above include transaction costs of £218,000 on purchases (2018: £162,000) and £100,000 on sales (2018: £99,000), making a total of £318,000 (2018: £261,000).

The gains and losses included in the above table have all been recognised in the Statement of Comprehensive Income on page 32. The Company believes that other reasonably possible alternative valuations for its Level 3 holdings would not be significantly different from those included in the financial statements.

The unquoted security held at the prior year end, Ferro Alloy Resources, transferred to level 1 on listing on the London Stock Exchange. There are no unquoted holdings as at 30 June 2019.

## 11. Debtors

	2019 £'000	2018 £'000
Sales for subsequent settlement	859	–
Income accrued (net of irrecoverable overseas withholding tax)	206	321
Other debtors and prepayments	118	76
Issue of Company's own shares awaiting settlement	–	375
<b>Total debtors</b>	<b>1,183</b>	<b>772</b>

None of the above debtors are financial assets designated at fair value through profit or loss. The carrying amount of the debtors is a reasonable approximation of fair value.

## 12. Cash and bank balances

	2019 £'000	2018 £'000
Amounts held in JPMorgan Liquidity Funds – US Dollar Liquidity Fund (Institutional dist.)	4,369	6,757
Amounts held in JPMorgan Liquidity Funds – Sterling Liquidity Fund (Institutional dist.)	1,160	2,587
Cash and bank balances	–	6
	<b>5,529</b>	<b>9,350</b>

## Financial Statements (continued)

Notes to the Financial Statements (continued)

### 13. Creditors – amounts falling due within one year

	2019 £'000	2018 £'000
Bank loans	5,042	4,442
Purchases for subsequent settlement	478	1,527
Other creditors and accruals	357	315
<b>Total creditors</b>	<b>5,877</b>	<b>6,284</b>

### 14. Called up share capital

	2019 Number	2019 £'000	2018 Number	2018 £'000
Allotted, called up and fully paid ordinary shares of 5 pence each	40,871,416	2,044	37,211,416	1,861
<b>Total</b>	<b>40,871,416</b>	<b>2,044</b>	<b>37,211,416</b>	<b>1,861</b>

No shares were bought back in the year (2018: nil).

The Company allotted 3,660,000 (2018: 4,680,000) new ordinary shares for proceeds of £18,860,000 (2018: £23,273,000) during the year ended 30 June 2019.

### 15. Capital and reserves

	Share capital £'000	Capital redemption reserve £'000	Share premium £'000	Capital reserve £'000	Revenue reserve £'000	Shareholders' funds £'000
At 1 July 2018	1,861	16	52,173	126,361	3,126	183,537
Gains on sales of investments	–	–	–	7,262	–	7,262
Currency loss on bank loans	–	–	–	(17)	–	(17)
Finance cost of borrowings	–	–	–	(116)	–	(116)
Other currency gains	–	–	–	92	–	92
Expenses charged to capital	–	–	–	(751)	–	(751)
Issue of new shares	183	–	18,609	–	–	18,792
Changes in unrealised gains/(losses)	–	–	–	16,856	–	16,856
Revenue return on ordinary activities after taxation	–	–	–	–	2,650	2,650
Dividends paid	–	–	–	–	(2,221)	(2,221)
<b>At 30 June 2019</b>	<b>2,044</b>	<b>16</b>	<b>70,782</b>	<b>149,687</b>	<b>3,555</b>	<b>226,084</b>

The capital reserve includes unrealised gains on fixed asset investments of £37,109,000 (2018: £20,253,000) as disclosed in note 10.

The capital reserve and the revenue reserve are distributable by way of dividend.

### 16. Net asset value per ordinary share

The net asset value per ordinary share and the net assets attributable to the ordinary shareholders at the year end, calculated in accordance with the Articles of Association, were as follows:

	2019 Net asset value	2019 Net assets £'000	2018 Net asset value	2018 Net assets £'000
Ordinary shares	553.16p	226,084	493.23p	183,537

During the year the movements in the assets attributable to the ordinary shares were as follows:

	2019 £'000	2018 £'000
Total net assets at 1 July	183,537	143,058
Total recognised gains for the year	25,976	17,947
Issue of new shares	18,792	23,263
Dividends paid	(2,221)	(731)
<b>Total net assets at 30 June</b>	<b>226,084</b>	<b>183,537</b>

Net asset value per ordinary share is based on net assets as shown above and on 40,871,416 (2018: 37,211,416) ordinary shares, being the number of ordinary shares in issue at the year end.

#### 17. Reconciliation of net return before finance costs and taxation to cash used in operations

	2019 £'000	2018 £'000
Net return before finance costs and taxation	26,505	18,345
Gains on investments	(24,118)	(15,885)
Currency gains	(75)	(384)
Decrease/(increase) in accrued income and other debtors	95	(242)
Interest received	(96)	(39)
(Decrease)/increase in creditors	14	68
Amortisation	(9)	–
Overseas tax suffered	(375)	(253)
<b>Cash used in operations</b>	<b>1,941</b>	<b>1,610</b>

#### 18. Contingent liabilities, guarantees and financial commitments

At 30 June 2019 and 30 June 2018 the Company had no contingent liabilities, guarantees or financial commitments.

#### 19. Transactions with the Investment Manager and related parties

The amounts paid to the Investment Manager and amounts outstanding at the year end are disclosed in note 4. The existence of an independent Board of Directors demonstrates that the Company is free to pursue its own financial and operating policies and therefore the Investment Manager is not considered to be a related party.

Fees payable during the year to the Directors and their interests in shares of the Company are considered to be related party transactions and are disclosed within the Directors' Remuneration Report on pages 23 and 24.

#### 20. Financial Instruments

As an investment trust, the Company invests in equities and makes other investments so as to meet its investment objective of achieving capital and income growth by investing on a worldwide basis. In pursuing its investment objective, the Company is exposed to various types of risk that are associated with the financial instruments and markets in which it invests.

These risks are categorised here as market risk (comprising currency risk, interest rate risk and other price risk), liquidity risk and credit risk. The Board monitors closely the Company's exposure to these risks but does so in order to reduce the likelihood of a permanent loss of capital rather than to minimise the short-term volatility.

The Company may enter into derivative transactions as explained in the investment policy on page 12. In the period under review the Company entered into a number of forward foreign exchange contracts. At the year end there were no open positions (2018: no open positions). Further details can be found in note 10.

## Financial Statements (continued)

Notes to the Financial Statements (continued)

## 20. Financial instruments (continued)

**Market risk**

The fair value or future cash flows of a financial instrument or other investment held by the Company may fluctuate because of changes in market prices. This market risk comprises three elements – currency risk, interest rate risk and other price risk. The Board reviews and agrees policies for managing these risks and the Company's Investment Manager assesses the exposure to market risk when making individual investment decisions and monitors the overall level of market risk across the investment portfolio on an ongoing basis. Details of the Company's investment portfolio are shown in note 10 and on pages 9 and 10.

**(i) Currency risk**

Certain of the Company's assets, liabilities and income are denominated in currencies other than Sterling (the Company's functional currency and that in which it reports its results). Consequently, movements in exchange rates may affect the Sterling value of those items.

The Investment Manager monitors the Company's exposure to foreign currencies and reports to the Board on a regular basis. The Investment Manager assesses the risk to the Company of the foreign currency exposure by considering the effect on the Company's net asset value and income of a movement in the rates of exchange to which the Company's assets, liabilities, income and expenses are exposed. However, the country in which a company is listed is not necessarily where it earns its profits. The movement in exchange rates on overseas earnings may have a more significant impact upon a company's valuation than a simple translation of the currency in which the company is quoted.

Foreign currency borrowings may limit the Company's exposure to anticipated future changes in exchange rates which might otherwise adversely affect the value of the portfolio of investments.

At 30 June 2019	Investments £'000	Cash and cash equivalents £'000	Bank loan £'000	Other debtors and creditors £'000	Net exposure £'000
US dollar	115,745	4,369	(2,357)	390	118,147
Japanese yen	25,842	–	–	–	25,842
Euro	24,720	–	(2,685)	56	22,091
Swiss franc	16,353	–	–	12	16,365
Singapore dollar	9,812	–	–	–	9,812
Hong Kong dollar	6,276	–	–	77	6,353
Danish krone	4,613	–	–	3	4,616
Canadian dollar	3,773	–	–	–	3,773
Swedish krona	2,859	–	–	–	2,859
Korean won	1,365	–	–	–	1,365
Norwegian krone	–	–	–	6	6
<b>Total exposure to currency risk</b>	<b>211,358</b>	<b>4,369</b>	<b>(5,042)</b>	<b>544</b>	<b>211,229</b>
Sterling	13,891	1,160	–	(196)	14,855
<b>Total</b>	<b>225,249</b>	<b>5,529</b>	<b>(5,042)</b>	<b>348</b>	<b>226,084</b>

At 30 June 2018	Investments £'000	Cash and cash equivalents £'000	Bank loan £'000	Other debtors and creditors £'000	Net exposure £'000
US dollar	89,907	6,757	(2,727)	(1,498)	92,439
Euro	32,109	–	(1,061)	49	31,097
Japanese yen	20,267	–	(654)	–	19,613
Hong Kong dollar	13,121	6	–	60	13,187
Swedish krona	5,881	–	–	–	5,881
Korean won	3,392	–	–	17	3,409
Singapore dollar	1,961	–	–	–	1,961
Australian dollar	1,792	–	–	39	1,831
Swiss franc	1,730	–	–	–	1,730
Thai baht	1,528	–	–	–	1,528
Indian rupee	1,110	–	–	10	1,120
Brazilian real	–	–	–	11	11
Norwegian krone	–	–	–	6	6
Danish krone	–	–	–	3	3
<b>Total exposure to currency risk</b>	<b>172,798</b>	<b>6,763</b>	<b>(4,442)</b>	<b>(1,303)</b>	<b>173,816</b>
Sterling	6,901	2,587	–	233	9,721
<b>Total</b>	<b>179,699</b>	<b>9,350</b>	<b>(4,442)</b>	<b>(1,070)</b>	<b>183,537</b>

#### Currency risk sensitivity

At 30 June 2019, if Sterling had strengthened by 5% in relation to all currencies, with all other variables held constant, total net assets and total return on ordinary activities would have decreased by the amounts shown below.

A 5% weakening of Sterling against all currencies, with all other variables held constant, would have had an equal but opposite effect on the amounts included in the financial statements. The analysis is performed on the same basis as for 2018.

	2019 £'000	2018 £'000
US dollar	5,907	4,622
Japanese yen	1,292	981
Euro	1,104	1,555
Swiss franc	818	87
Singapore dollar	491	98
Hong Kong dollar	318	659
Danish krone	231	–
Canadian dollar	189	–
Swedish krona	143	294
Korean won	68	170
Australian dollar	–	92
Thai baht	–	76
Indian rupee	–	56
Brazilian real	–	1
	<b>10,561</b>	<b>8,691</b>

## Financial Statements (continued)

Notes to the Financial Statements (continued)

20. Financial instruments (continued)

### Market risk (continued)

#### (ii) Interest rate risk

Interest rate movements may affect directly:

- the fair value of the investments in fixed interest rate securities;
- the level of income receivable on cash deposits; and
- the interest payable on the value of the Company's borrowings.

Interest rate movements may also impact the market value of the Company's investments outwith fixed income securities.

The effect of interest rate movements upon the earnings of a company may have a significant impact upon the valuation of that company's equity. The possible effects on fair value and cash flows that could arise as a result of changes in interest rates are taken into account when making investment decisions and when entering into borrowing agreements.

The Board reviews on a regular basis the amount of investments in cash and fixed income securities and the income receivable on cash deposits, floating rate notes and other similar investments.

The interest rate risk profile of the Company's financial assets and liabilities at 30 June 2019 and 30 June 2018 is shown below.

#### Financial assets

The Company's cash balances are maintained in US Dollar and Sterling Liquidity Funds. The interest received is determined by the interest rate in the relevant country of the currency.

#### Financial liabilities

The interest rate risk profile of the Company's bank loan is shown below.

#### Interest rate exposure

	2019 £'000	2018 £'000
Euro	2,685	1,061
US dollar	2,357	2,727
Japanese yen	–	654
<b>Total exposure</b>	<b>5,042</b>	<b>4,442</b>

The Company has a three year multi-currency revolving credit facility with Scotiabank (Ireland) Designated Activity Company for a US\$30 million terminating on February 2021.

The Company pays interest separately on each currency drawn down. Interest is charged on each currency at variable rates equivalent to 1.05% over the relevant currency LIBOR i.e. Sterling, US dollar and Japanese yen, and the Euro interbank offered rate (EURIBOR) is used for Euro.

US\$3.0 million (£2.4 million) was drawn down at 30 June 2019. Interest is charged at variable rates equivalent to 1.05% over the US dollar LIBOR. The interest rate as at 30 June 2019 was 3.595130%.

€3.0 million (£2.7 million) was drawn down at 30 June 2019. Interest is charged at variable rates equivalent to 1.05% over EURIBOR. The interest rate as at 30 June 2019 was 1.05%.

The main covenants relating to the revolving credit facility are:

- (i) Total borrowings shall not exceed 33.33% (2018: 33.33%) of the Company's investment portfolio.
- (ii) The Company's minimum net asset value shall be £77 million (2018: £77 million).

### *Interest rate risk sensitivity*

As the majority of the Company's financial assets are non-interest bearing and the loan can be repaid within the next 12 months the exposure to fair value interest rate fluctuations is limited.

### **(iii) Other price risk**

Changes in market prices other than those arising from interest rate risk or currency risk may also affect the value of the Company's net assets.

The Board manages the market price risks inherent in the investment portfolio by ensuring full and timely access to relevant information from the Investment Manager. The Board meets regularly and at each meeting reviews investment performance, the investment portfolio and the rationale for the current investment positioning to ensure consistency with the Company's objectives and investment policies. The portfolio does not seek to reproduce the index. Investments are selected based upon the merit of individual companies and therefore performance may well diverge from short term fluctuations in the comparative index.

### **Other price risk sensitivity**

Investments are valued at bid prices which equate to their fair value. A full list of the Company's investments is given on pages 9 and 10. In addition, an analysis of the investment portfolio by geographical split is given on page 11. A 5% increase in quoted valuations at 30 June 2019 would have increased total assets, and the total return on ordinary activities after taxation by £11,262,000 (2018: £8,985,000). A decrease of 5% would have had an equal but opposite effect.

### **Liquidity risk**

This is the risk that the Company will encounter difficulty in meeting obligations associated with financial liabilities.

The Alternative Investment Fund Manager ('AIFM') has a liquidity management policy for the Company which is intended to ensure that the Company's investment portfolio maintains a level of liquidity which is appropriate to the Company's expected outflows, which include share buy backs, dividends and operational expenses. This policy involves an assessment of the prices or values at which it expects to be able to liquidate its assets over varying hypothetical periods in varying market conditions, taking into account the sensitivity of particular assets to particular market risks and other relevant factors. This requires the AIFM to identify and monitor investment in asset classes which are considered to be relatively illiquid. Illiquid assets of the Company are likely to include investments in unquoted companies. The quoted companies in the portfolio are generally deemed to be liquid but from time to time, however, liquidity in these holdings may be affected by wider economic events. The Company's portfolio is monitored on an ongoing basis to ensure that it is adequately diversified and liquid. The AIFM's liquidity management policy is reviewed on at least an annual basis and updated, as required.

There have been no material changes to the liquidity management systems and procedures during the year. In addition, none of the Company's assets are subject to special arrangements arising from their illiquid nature.

The Company has the power to enter into borrowings, which gives it access to additional funding when required.

### **Credit and counterparty risk**

This is the risk that a failure of a counterparty to a transaction to discharge its obligations under that transaction could result in the Company suffering a loss.

This risk is managed as follows:

- The Company's quoted investments and cash are held on its behalf by J.P. Morgan Chase Bank N.A. the Company's Custodian and Banker. Bankruptcy or insolvency of the Custodian may cause the Company's rights with respect to securities held by the Custodian to be delayed. The Investment Manager monitors the Company's risk by reviewing the Custodian's internal control reports and reporting on their findings to the Board.
- Investment transactions are carried out with a large number of brokers whose creditworthiness is reviewed by the Investment Manager. Transactions are ordinarily undertaken on a delivery versus payment basis whereby the Company's Custodian ensures that the counterparty to any transaction entered into by the Company has delivered on its obligations before any transfer of cash or securities away from the Company is completed.
- Transactions involving derivatives, and other arrangements wherein the creditworthiness of the entity acting as broker or counterparty to the transaction is likely to be of sustained interest, are subject to rigorous assessment by the Investment Manager of the creditworthiness of that counterparty.



## Financial Statements (continued)

Notes to the Financial Statements (continued)

20. Financial instruments (continued)

### **Fair value of financial assets and financial liabilities**

The Directors are of the opinion that the financial assets and liabilities of the Company are stated at fair value in the balance sheet.

### **Capital management**

The capital of the Company is its share capital and reserves as set out in notes 14 and 15 together with its borrowings (see note 13). The objective of the Company is to achieve capital and income growth by investing on a worldwide basis. The Company's investment policy is set out in page 12. In pursuit of the Company's objective, the Board has a responsibility for ensuring the Company's ability to continue as a going concern and details of the related risks and how they are managed are set out on pages 13 and 14. The Company has the ability to issue and buy back its shares (see pages 18 and 19) and changes to the share capital during the year are set out in note 14. The Company does not have any externally imposed capital requirements.

## Shareholder information

### Notice of Annual General Meeting

Notice is hereby given that the Annual General Meeting of Mid Wynd International Investment Trust PLC will be held at 6th Floor, Exchange Plaza, 50 Lothian Road, Edinburgh, EH3 9BY on Tuesday, 12 November 2019 at 12.00 noon (the 'Meeting') for the following purposes:

#### Ordinary Business

To consider and, if thought fit, pass Resolutions 1 to 12 (inclusive) which will be proposed as ordinary resolutions:

1. To receive and adopt the Annual Financial Report of the Company for the year ended 30 June 2019 together with the Report of the Directors.
2. To approve the Directors' Remuneration Report for the year ended 30 June 2019.
3. To approve a final dividend of 3.85 pence per ordinary share for the year ended 30 June 2019.
4. To re-elect Malcolm Scott as a Director of the Company.
5. To re-elect David Kidd as a Director of the Company.
6. To re-elect Harry Morgan as a Director of the Company.
7. To re-elect Russell Napier as a Director of the Company.
8. To re-elect Alan Scott as a Director of the Company.
9. To re-appoint Scott-Moncrieff as Independent Auditor of the Company to hold office from the conclusion of the Meeting until the conclusion of the next meeting at which the financial statements are laid before the Company.
10. To authorise the Directors to determine the remuneration of the Independent Auditor.
- 11.\* That, for the purposes of, and in accordance with, Article 105 of the Company's Articles of Association, the ordinary remuneration of the Directors (other than any Director who holds any executive office, including for this purpose the office of chairman or deputy chairman where such office is held in an executive capacity, or employment with the Company or any associated company, entitling him to remuneration under any agreement and who is not thereby entitled to any fees as a Director) shall not exceed in aggregate £150,000 per annum.
12. That, in substitution for any existing authority but without prejudice to the exercise of any such authority prior to the date hereof, the Directors of the Company be and they are hereby generally and unconditionally authorised in accordance with Section 551 of the Companies Act 2006 (the 'Act') to exercise all the powers of the Company to allot new shares in the Company and to grant rights to subscribe for, or to

convert any security into, ordinary shares in the Company (such shares and rights together being 'Securities') up to an aggregate nominal value of £698,574, being equal to approximately 33.3% of the Company's issued share capital (excluding treasury shares) as at 3 September 2019, to such persons and on such terms as the Directors may determine, such authority to expire at the conclusion of the next annual general meeting of the Company held after the passing of this resolution, unless previously revoked, varied or extended by the Company in a general meeting, save that the Company may at any time prior to the expiry of this authority make an offer or enter into an agreement which would or might require Securities to be allotted or granted after the expiry of such authority and the Directors shall be entitled to allot or grant Securities in pursuance of such an offer or agreement as if such authority had not expired.

To consider and, if thought fit, to pass Resolutions 13 to 15, which will be proposed as special resolutions:

- 13.\* That, subject to the passing of Resolution 12, above (the 'Section 551 Resolution'), and in substitution for any existing authority but without prejudice to the exercise of any such authority prior to the date hereof, the Directors of the Company be and they are hereby generally empowered, pursuant to Sections 570 and 573 of the Act, to allot equity securities (as defined in Section 560 (1) of the Act), for cash pursuant to the authority given by the Section 551 Resolution or by way of a sale of treasury shares (as defined in Section 560 (3) of the Act), in each case as if Section 561(1) of the Act did not apply to any such allotment of equity securities or sale of treasury shares, provided that this power:
  - (a) shall be limited to the allotment of equity securities or sale of treasury shares in connection with an offer of such securities to the holders of shares in the capital of the Company in proportion (as nearly as may be) to their respective holdings of such shares but subject to such exclusions, limits or restrictions or other arrangements as the Directors may deem necessary or expedient to deal with treasury shares, fractional entitlements, record dates or any legal, regulatory or practical problems in or under the laws of any territory, or the requirements of any regulatory body or any stock exchange in any territory or otherwise howsoever; or
  - (b) shall be limited to the allotment of equity securities or sale of treasury shares (otherwise than pursuant to sub-paragraph (a) of this resolution) up to an aggregate nominal value of £314,673 being approximately 15% of the

## Shareholder information

## Notice of Annual General Meeting (continued)

- nominal value of the issued share capital of the Company (excluding treasury shares), as at 3 September 2019; and
- (c) expires at the conclusion of the next annual general meeting of the Company held after the passing of this resolution, save that the Company may, before such expiry, make an offer or enter into an agreement which would or might require equity securities to be allotted after such expiry and the Directors may allot equity securities in pursuance of any such offer or agreement as if the power conferred hereby had not expired.
14. That, in substitution for any existing authority but without prejudice to the exercise of any such authority prior to the date hereof, the Company be and is hereby generally and unconditionally authorised pursuant to Section 701 of the Act to make market purchases (within the meaning of Section 693(4) of the Act) of any of its ordinary shares in the capital of the Company in such manner and upon such terms as the Directors of the Company may from time to time determine, provided that:
- (a) the maximum aggregate number of ordinary shares hereby authorised to be purchased is 6,289,266, or, if less, the number representing approximately 14.99% of the issued ordinary share capital of the Company (excluding treasury shares) as at the date on which this resolution is passed;
- (b) the minimum price which may be paid for any ordinary share is the nominal value thereof;
- (c) the maximum price which may be paid for any ordinary share shall not be more than the higher of:
- (i) 5% above the average of the middle market quotations for an ordinary share (as derived from the Daily Official List of the London Stock Exchange) over the five business days immediately preceding the date of purchase; and
- (ii) the higher of the price of the last independent trade in ordinary shares and the highest current independent bid for such shares on the London Stock Exchange; and
- (d) unless previously varied, revoked or renewed by the Company in a general meeting, the authority hereby conferred shall expire at the conclusion of the next annual general meeting of the Company held after the passing of this resolution, save that the Company may, prior to such expiry, enter into a contract to purchase ordinary shares under such authority which will or might be completed or executed wholly or partly after the expiration of such authority and may make a purchase of ordinary shares pursuant to any such contract.
- 15.\* That a general meeting of the Company other than an annual general meeting may be called on not less than 14 clear days' notice provided that this authority shall expire at the conclusion of the next annual general meeting of the Company.
- \* Resolutions 11, 13 and 15 are proposed as items of special business.

By order of the Board

**Artemis Fund Managers Limited**

Company Secretary  
5 September 2019

Registered Office:  
6th Floor, Exchange Plaza,  
50 Lothian Road  
Edinburgh, EH3 9BY

## Notes

### 1. Attending the Meeting in person

If you wish to attend the Meeting in person, you should arrive at the venue for the Meeting in good time to allow your attendance to be registered. It is advisable to have some form of identification with you as you may be asked to provide evidence of your identity prior to being admitted to the Meeting.

### 2. Appointment of proxies

Members are entitled to appoint one or more proxies to exercise all or any of their rights to attend, speak and vote at the Meeting. A proxy need not be a member of the Company but must attend the Meeting to represent a member. To be validly appointed a proxy must be appointed using the procedures set out in these notes and in the notes to the accompanying proxy form.

If members wish their proxy to speak on their behalf at the Meeting, members will need to appoint their own choice of proxy (not the chairman of the Meeting) and give their instructions directly to them.

Members can only appoint more than one proxy where each proxy is appointed to exercise rights attached to different shares. Members cannot appoint more than one proxy to exercise the rights attached to the same share(s). If a member wishes to appoint more than one proxy, they should contact Computershare on 0370 707 1186 (calls to this number are charged at 2 pence per minute plus network extras. Lines are open from 8.30am to 5.30pm, Monday to Friday).

A member may instruct their proxy to abstain from voting on any resolution to be considered at the Meeting by marking the "vote withheld" option when appointing their proxy. It should be noted that an abstention is not a vote in law and will not be counted in the calculation of the proportion of votes "for" or "against" the resolution.

The appointment of a proxy will not prevent a member from attending the Meeting and voting in person if he or she wishes.

A person who is not a member of the Company but who has been nominated by a member to enjoy information rights does not have a right to appoint any proxies under the procedures set out in these notes and should read note 8 below.

### 3. Appointment of a proxy using a proxy form

A proxy form for use in connection with the Meeting is enclosed. To be valid any proxy form or other instrument appointing a proxy, together with any

power of attorney or other authority under which it is signed or a certified copy thereof, must be received by post or (during normal business hours only) by hand by the Registrar at Computershare Investor Services PLC, The Pavilions, Bristol BS99 6ZY or [eproxyappointment.com](http://eproxyappointment.com) no later than 48 hours (excluding non-working days) before the time of the Meeting or any adjournment of that meeting.

If you do not have a proxy form and believe that you should have one, or you require additional proxy forms, please contact the Registrar on 0370 707 1186 (calls to this number are charged at 2 pence per minute plus network extras. Lines are open from 8.30am to 5.30pm, Monday to Friday).

### 4. Appointment of a proxy through CREST

CREST members who wish to appoint a proxy or proxies through the CREST electronic proxy appointment service may do so by using the procedures described in the CREST Manual and by logging on to the following website: [euroclear.com/CREST](http://euroclear.com/CREST). CREST personal members or other CREST sponsored members, and those CREST members who have appointed (a) voting service provider(s), should refer to their CREST sponsor or voting service provider(s) who will be able to take the appropriate action on their behalf.

In order for a proxy appointment or instruction made using the CREST service to be valid, the appropriate CREST message (a 'CREST Proxy Instruction') must be properly authenticated in accordance with Euroclear UK & Ireland Limited's specifications, and must contain the information required for such instruction, as described in the CREST Manual. The message, regardless of whether it constitutes the appointment of a proxy or is an amendment to the instruction given to a previously appointed proxy, must in order to be valid be transmitted so as to be received by the Registrar (ID 3RA50) no later than 48 hours (excluding non-working days) before the time of the Meeting or any adjournment of that meeting. For this purpose, the time of receipt will be taken to be the time (as determined by the timestamp applied to the message by the CREST Application Host) from which the Registrar is able to retrieve the message by enquiry to CREST in the manner prescribed by CREST. After this time any change of instructions to proxies appointed through CREST should be communicated to the appointee through other means.

CREST members and, where applicable, their CREST sponsors or voting service provider(s) should note that Euroclear UK & Ireland Limited does not make available special procedures in CREST for any particular message. Normal system timings and

## Shareholder information (continued)

## Notice of Annual General Meeting (continued)

limitations will, therefore, apply in relation to the input of CREST Proxy Instructions. It is the responsibility of the CREST member concerned to take (or, if the CREST member is a CREST personal member, or sponsored member, or has appointed (a) voting service provider(s), to procure that his CREST sponsor or voting service provider(s) take(s)) such action as shall be necessary to ensure that a message is transmitted by means of the CREST system by any particular time. In this connection, CREST members and, where applicable, their CREST sponsors or voting system providers are referred, in particular, to those sections of the CREST Manual concerning practical limitations of the CREST system and timings.

The Company may treat as invalid a CREST Proxy Instruction in the circumstances set out in Regulation 35(5)(a) of the Uncertificated Securities Regulations 2001.

## 5. Appointment of proxy by joint holders

In the case of joint holders, where more than one of the joint holders purports to appoint one or more proxies, only the purported appointment submitted by the most senior holder will be accepted. Seniority is determined by the order in which the names of the joint holders appear in the Company's register of members in respect of the joint holding (the first named being the most senior).

## 6. Corporate representatives

Any corporation which is a member can appoint one or more corporate representatives. Members can only appoint more than one corporate representative where each corporate representative is appointed to exercise rights attached to different shares. Members cannot appoint more than one corporate representative to exercise the rights attached to the same share(s).

## 7. Entitlement to attend and vote

To be entitled to attend and vote at the Meeting (and for the purpose of determining the votes they may cast), members must be registered in the Company's register of members at 6.00 pm on 8 November 2019 (or, if the Meeting is adjourned, at 6.00 pm two working days prior to the adjourned meeting).

Changes to the register of members after the relevant deadline will be disregarded in determining the rights of any person to attend and vote at the Meeting.

## 8. Nominated persons

Any person to whom this notice is sent who is a person nominated under Section 146 of the Act to enjoy information rights (a 'Nominated Person') may,

under an agreement between him/her and the member by whom he/she was nominated, have a right to be appointed (or to have someone else appointed) as a proxy for the Meeting. If a Nominated Person has no such proxy appointment right or does not wish to exercise it, he/she may, under any such agreement, have a right to give instructions to the member as to the exercise of voting rights.

## 9. Forms of proxy

A personalised form of proxy will be sent to each registered shareholder with the Annual Financial Report and instructions on how to vote will be contained therein.

## 10. Website giving information regarding the Meeting

Information regarding the Meeting, including information required by Section 311A of the Act, and a copy of this notice of Meeting is available on the website: [midwynd.com](http://midwynd.com).

## 11. Voting rights

As at 3 September 2019 (being the latest practicable date prior to the publication of this notice) the Company's issued share capital consisted of 41,956,416 ordinary shares, carrying one vote each. Therefore, the total voting rights in the Company as at 3 September 2019 were 41,956,416 votes.

## 12. Notification of shareholdings

Any person holding 3% or more of the total voting rights of the Company who appoints a person other than the Chairman of the General Meeting as his proxy will need to ensure that they both comply with their respective disclosure obligations under the UK Disclosure Guidance and Transparency Rules.

If the Chairman, as a result of any proxy appointments, is given discretion as to how the votes of those proxies are cast, and the voting rights in respect of those discretionary proxies, when added to the interests in the Company's ordinary shares already held by the Chairman, result in the Chairman holding such number of voting rights that he has a notifiable obligation under the Disclosure Guidance and Transparency Rules, the Chairman will make the necessary notifications to the Company and the Financial Conduct Authority. As a result, any member holding 3% or more of the voting rights in the Company who grants the Chairman a discretionary proxy in respect of some or all of those voting rights and so would otherwise have a notification obligation under the Disclosure Guidance and Transparency Rules, need not make a separate notification to the Company and the Financial Conduct Authority.

13. Members' right to require circulation of resolution to be proposed at the Meeting

Members meeting the threshold requirements set out in the Act have the right to: (a) require the Company to give notice of any resolution which can properly be, and is to be, moved at the Meeting pursuant to Section 338 of the Act; and/or (b) include a matter in the business to be dealt with at the meeting, pursuant to Section 338A of the Act.

14. Further questions and communication

Under Section 319A of the Act, the Company must cause to be answered any question relating to the business being dealt with at the Meeting put by a member attending the Meeting unless answering the question would interfere unduly with the preparation for the Meeting or involve the disclosure of confidential information, or the answer has already been given on a website in the form of an answer to a question, or it is undesirable in the interests of the Company or the good order of the meeting that the question be answered.

Members who have any queries about the Meeting should contact the Company Secretarial Department by writing to Artemis Fund Managers Limited, 6th Floor, Exchange Plaza, 50 Lothian Road, Edinburgh, EH3 9BY.

Members may not use any electronic address provided in this notice or in any related documents (including the accompanying proxy form) to communicate with the Company for any purpose other than those expressly stated.

15. Documents available for inspection

The following documents will be available for inspection at the registered office of the Company during normal business hours on any weekday (Saturdays, Sundays and English public holidays excepted) from the date of this notice until the conclusion of the Meeting:

15.1. a statement of all transactions of each Director and of their family interests in the share capital of the Company; and

15.2. copies of the Directors' letters of appointment.

No Director has a service contract with the Company.

16. Directors' biographies

The biographies of the Directors standing for re-election or election are set out on page 16 of the Company's Annual Financial Report for the year ended 30 June 2019.

17. Announcement of results

As soon as practicable following the Meeting, the results of the voting at the Meeting will be announced via a Regulatory Information Service and the number of votes cast for and against and the number of votes withheld in respect of each resolution will be placed on the website: [midwynd.com](http://midwynd.com)

18. Audit concerns

Members should note that it is possible that, pursuant to requests made by members of the Company under Section 527 of the Act, the Company may be required to publish on a website a statement setting out any matter relating to: (a) the audit of the Company's financial statements (including the auditor's report and the conduct of the audit) that are to be laid before the Meeting; or (b) any circumstance connected with an auditor of the Company ceasing to hold office since the previous meeting at which annual financial statements were laid in accordance with Section 437 of the Act. The Company may not require the members requesting any such website publication to pay its expenses in complying with Sections 527 or 528 of the Act. Where the Company is required to place a statement on a website under Section 527 of the Act, it must forward the statement to the Company's auditor not later than the time when it makes the statement available on the website. The business which may be dealt with at the Meeting includes any statement that the Company has been required under Section 527 of the Act to publish on a website.

## Shareholder information (continued)

### General information

#### Buying shares in the Company

The Company's ordinary shares are traded on the London Stock Exchange and can be bought or sold through a stockbroker, a financial advisor or via an investment platform. Find out more at [midwynd.com](http://midwynd.com).

#### Company numbers:

London Stock Exchange (SEDOL) number: B6VTTK0

ISIN number: GB00B6VTTK07

Ticker: MWY

Reuters code: MIDW.L

Bloomberg code: MWY:LN

LEI: 549300D32517C2M3A561

GIIN: PIK2NS.00003.SF.826

#### Capital Gains Tax

For Capital Gains Tax indexation purposes, the market value of an ordinary share in the Company as at 31 March 1982 was 52 pence. The equivalent price, adjusted for the five for one share split in October 2011, is 10.4 pence.

#### Share register enquiries

Computershare maintains the share register on behalf of the Company. In the event of queries regarding shares registered in your own name, please contact the Registrar on 0370 707 1186. This helpline also offers an automated self-service functionality (available 24 hours a day, 7 days a week) which allows you to:

- hear the latest share price;
- confirm your current share holding balance;
- confirm your payment history; and
- order Change of Address forms, Dividend Bank Mandates and Stock Transfer forms.

By quoting the reference number on your share certificate you can also check your holding on the Registrar's website at [investorcentre.co.uk](http://investorcentre.co.uk).

It also offers a free, secure share management website service which allows you to:

- view your share portfolio and see the latest market price of your shares;
- calculate the total market price of each shareholding;
- view price histories and trading graphs;
- update bank mandates and change address details;
- use online dealing services; and
- pay dividends directly into your overseas bank account in your chosen local currency.

To take advantage of this service, please log in at [investorcentre.co.uk](http://investorcentre.co.uk). You will need your Shareholder Reference Number and Company Code to do this (this information can be found on the last dividend confirmation or your share certificate).

#### Dividend Reinvestment Plan

Computershare provides a Dividend Reinvestment Plan which can be used to buy additional shares instead of receiving your dividend via cheque or into your bank account. For further information log in to [investorcentre.co.uk](http://investorcentre.co.uk) and follow the instructions or telephone 0370 707 1694.

#### Electronic proxy voting

If you hold stock in your own name you can choose to vote by returning proxies electronically at [eproxyappointment.com](http://eproxyappointment.com). If you have any questions about this service please contact Computershare on 0370 707 1186.

#### Financial Advisers and retail investors

The Company currently conducts its affairs so that the shares in issue can be recommended by Financial Advisers to ordinary retail investors in accordance with the Financial Conduct Authority's ('FCA's') rules in relation to non-mainstream investment products and intends to do so for the foreseeable future. The shares are excluded from the FCA's restrictions which apply to non-mainstream investment products because they are shares in an investment trust.

#### Further information on the Company

The Company's net asset value is calculated daily and released to the London Stock Exchange. The share prices are listed in the Financial Times and also on the TrustNet website ([trustnet.com](http://trustnet.com)). Up-to-date information can be found on the Company's website ([midwynd.com](http://midwynd.com)), including a factsheet which is updated monthly. Shareholders can also contact the Chairman to express any views on the Company or to raise any questions they have using the e-mail address: [midwyndchairman@artemisfunds.com](mailto:midwyndchairman@artemisfunds.com).

#### AIFMD disclosures

A number of disclosures are required to be made under the AIFMD as follows:

- Information in relation to the leverage of the Company is provided in the Strategic Report on page 12.
- Details of the Company's principal risks and their management are provided in the Strategic Report on pages 13 and 14.
- Details of the monitoring undertaken of the liquidity of the portfolio is provided in note 20 in the notes to the financial statements.
- The Investment Manager is not able to enter into any stocklending agreements; to borrow money against the security of the Company's investments; nor create any charges over any of the Company's investments, unless prior approval has been received from the Board.

- Details of the Company's strategy and policies, administration arrangements and risk management and monitoring, required to be made available to investors in the Company before they invest, are available at [midwynd.com](http://midwynd.com).

Any material changes to this information is required to be reported in the Company's Annual Financial Report.

There have been no material changes from the prior year to the information above which requires disclosure to shareholders.

As the AIFM to the Company, Artemis is required to make certain disclosures regarding remuneration which will be disclosed at the appropriate time.

### Remuneration

Artemis operates its remuneration policies and practices at a group level which includes both Artemis Investment Management LLP and its subsidiary Artemis Fund Managers Limited (AFML). Details of the group remuneration policies are available on Artemis' website [artemisfunds.com](http://artemisfunds.com).

No staff are employed by AFML directly but are employed and paid by other entities of Artemis. Artemis has apportioned the total amount of remuneration paid to all 171 Artemis partners and staff in respect of AFML's duties performed based on the number of funds. It has estimated that the total amount of remuneration paid in respect of duties for the Company for the year ended 31 December 2018 is £1,254,507, of which £327,834 is fixed remuneration and £926,673 is variable remuneration.

The aggregate amount of remuneration paid to Identified Staff that is attributable to duties for the Company for the year ended 31 December 2018 is £307,248. Identified Staff are those senior individuals whose managerial responsibilities or professional activities could influence, and have a material impact on, the overall risk profile of each regulated entity and the funds it manages. The AFML Code staff are the members of Artemis' Management and Executive Committees, certain fund managers, the General Counsel, the Head of Compliance and the Head of Risk. This includes certain individuals who are partners in Artemis Investment Management LLP.

### Common Reporting Standard

The Organisation for Economic Co-operation and Development's Common Reporting Standard for Automatic Exchange of Financial Account Information (the 'Common Reporting Standard') requires the Company to provide information annually to HM Revenue & Customs ("HMRC") on the tax residencies of those certificated shareholders that are tax resident in countries out with the UK that have signed up to the Common Reporting Standard.

All new shareholders, excluding those whose shares are held in CREST, will be sent a certification form by the Registrar to complete. Existing shareholders may also be contacted by the Registrar should any extra information be needed to correctly determine their tax residence.

Failure to provide this information may result in the holding being reported to HMRC.

For further information, please see HMRC's Quick Guide: Automatic Exchange of Information – information for account holders; [gov.uk/guidance/exchange-of-information-account-holders](http://gov.uk/guidance/exchange-of-information-account-holders).

### Data Protection

The Company is committed to ensuring the protection of any personal data provided to them.

Further details of the Company's privacy policy can be found on the Company's website at [midwynd.com](http://midwynd.com).

### Reporting calendar

#### Year End

30 June

#### Results announced

Interim: February

Annual: September

#### Dividends Payable

March and November

#### Annual General Meeting

November



## Shareholder information (continued)

## Glossary

**Administrator**

Is an entity that provides certain services to support the operation of an investment fund or investment company. These services include, amongst other things, settling investment transactions, maintaining accounting books and records and calculating daily net asset values. For the Company, J.P. Morgan Europe Limited is the administrator.

**Alternative Investment Fund Managers Directive (AIFMD)**

Is a European Union directive that applies to certain types of investment funds, including investment companies.

**Alternative Investment Fund Manager (AIFM)**

Is an entity that provides certain investment services, including portfolio and risk management services. For the Company, Artemis Fund Managers Limited is the AIFM.

**Alternative Performance Measure ('APM')**

An alternative performance measure is a financial measure of historical or future financial performance, financial position, or cash flows, other than a financial measure defined or specified in the applicable financial reporting framework.

**Banker and Custodian**

Is a bank that is responsible for holding an investment fund's or investment company's assets and securities and maintaining their bank accounts. For the Company, J.P. Morgan Chase Bank N.A. is the banker and custodian.

**Depository**

Is a financial institution that provides certain fiduciary services to investment funds or investment companies. The AIFMD requires that investment funds and investment companies have a depository appointed to safe-keep their assets and oversee their affairs to ensure that they comply with obligations in relevant laws and constitutional documents. For the Company, J.P. Morgan Europe Limited is the depository.

**Discount/Premium**

If the share price of an investment trust is lower than the net asset value per share, the shares are said to be trading at a discount. The size of the discount is calculated by subtracting the share price from the net asset value per share and is usually expressed as a percentage of the net asset value per share. If the share price is higher than the net asset value per share, the shares are said to be trading at a premium.

**Gearing**

Gearing is the process whereby changes in the total assets of a company have an exaggerated effect on the net assets of that company's ordinary shares due to the use of borrowings.

The Company's position is set out below:

	As at 30 June 2019 £'000	As at 30 June 2018 £'000
Total assets	231,126	187,979
Cash and cash equivalents	(5,529)	(9,350)
Net assets	225,597	178,629
Net cash	226,084	183,537
	0.2%	2.7%

Further disclosure of the borrowings/debt position of the Company can be found in Note 4.

**Leverage**

Leverage is defined in the AIFMD as any method by which an AIFM increases the exposure of an Alternative Investment Fund it manages, whether through borrowing of cash or securities, or leverage embedded in derivative positions or by any other means.

There are two measures of calculating leverage:

- the gross method, which does not reduce exposure for hedging; and
- the commitment method, which reduces exposure for hedging.

**Net asset value**

Net asset value represents the total value of the Company's assets less the total value of its liabilities, and is normally expressed on a per share basis.

**Ongoing charges**

Total expenses (excluding finance costs, performance fees and taxation) incurred by the Company as a percentage of average net asset values.

	As at 30 June 2019 £'000	As at 30 June 2018 £'000
Investment management fee	990	800
Other expenses	273	268
Total expenses	1,263	1,068
Average net assets	196,426	159,658
Ongoing charges	0.7%	0.7%

Ongoing charges are based on expenses over the prior twelve month period and so may be slightly different to the arithmetic calculation.

### Total return

The total return on an investment is made up of capital appreciation (or depreciation) and any income paid out (which is deemed to be reinvested) by the investment. Measured over a set period, it is expressed as a percentage of the value of the investment at the start of the period.

#### Net asset value total return for the year ended 30 June

	2019 pence	2018 pence
Opening net asset value	493.23	439.75
Closing net asset value	553.20	493.23
Dividends paid during financial year	5.73	2.18
	13.3%	12.7%

#### Share price total return for the year ended 30 June

	2019 pence	2018 pence
Opening share price	498.00	441.00
Closing share price	568.00	498.00
Dividends paid during financial year	5.73	2.18
	15.2%	13.4%

The total returns percentages assumes that dividends paid out by the Company are re-invested into shares at the value on the ex-dividend date and so the figure will be slightly different to the arithmetic calculation.

## Shareholder information (continued)

### Investment Manager, Company Secretary and Advisers

#### Registered office

6th Floor, Exchange Plaza  
50 Lothian Road, Edinburgh, EH3 9BY  
Website: [midwynd.com](http://midwynd.com)

#### Investment Manager, Alternative Investment Fund Manager and Company Secretary

Artemis Fund Managers Limited  
Cassini House  
57 St James's Street  
London SW1A 1LD

Authorised and regulated by the Financial Conduct  
Authority, 12 Endeavour Square, London E20 1JN.

Tel: 0800 092 2051

Email: [investor.support@artemisfunds.com](mailto:investor.support@artemisfunds.com)

Website: [artemisfunds.com](http://artemisfunds.com)

#### Registrar

Computershare Investor Services PLC  
The Pavillions  
Bridgwater Road  
Bristol BS99 6ZZ  
Tel: 0370 707 1186

Calls to the number cost 2 pence per minute plus network  
extras. Lines are open from 8.30am to 5.30pm, Monday to  
Friday.

Website: [investorcentre.co.uk](http://investorcentre.co.uk)

#### Administrator

J.P. Morgan Europe Limited  
25 Bank Street  
Canary Wharf  
London E14 5JP

#### Depositary

J.P. Morgan Europe Limited  
25 Bank Street  
Canary Wharf  
London E14 5JP

#### Banker & Custodian

J.P. Morgan Chase Bank N.A.  
25 Bank Street  
Canary Wharf  
London E14 5JP

#### Independent Auditor

Scott-Moncrieff  
Exchange Place 3  
Semple Street  
Edinburgh EH3 8BL

#### Broker

J.P. Morgan Cazenove  
25 Bank Street  
Canary Wharf  
London E14 5JP

This page intentionally left blank

This page intentionally left blank



**ARTEMIS**  
The PROFIT Hunter