



• LAZARD GLOBAL LISTED INFRASTRUCTURE

Not All Infrastructure Is Created Equal

Infrastructure is the backbone of modern society. It is also a unique asset class that can bring durable rewards to investors. By investing in the equities of listed infrastructure operators, such as electricity networks, toll roads, and other essential assets and related services, investors gain exposure to predictable long-term earnings streams. This earnings stability typically enables the asset class to deliver clear benefits: diversification, low volatility, inflation protection, and yield. But not all infrastructure is created equal. Our strict definition of preferred infrastructure has been critical to the long-term success of the pioneering **Lazard Global Listed Infrastructure** strategy.

LAZARD
ASSET MANAGEMENT

Pioneers in Public Infrastructure Investment

The Lazard Global Listed Infrastructure strategy launched in 2005, making it one of the first listed infrastructure strategies. Our unique preferred infrastructure-based approach has been successfully implemented by predominantly the same team over almost two decades. The team includes six experienced, specialist investors, based in Sydney, New York, and London.

Infrastructure: The Backbone of the Modern Economy

Infrastructure encompasses a range of essential assets and related services that make modern economies work. From electricity distribution grids, power stations, gas pipelines, water networks, toll roads, and bridges, to tunnels, airports, ports, cell phone towers, and railways, infrastructure takes many forms and serves many purposes.

These assets and the businesses built around them may often be unglamorous, but for publicly listed infrastructure companies, their inherent stability and the predictability of their cash flows give them valuable traits prized by long-term investors:

- Tangible assets with lengthy lifespans and operations often underpinned by multi-year contracts or regulated agreements with national or regional governments.
- Generate stable cash flows that can grow year on year.
- Revenues often linked to and protected from inflation.
- Easier-to-forecast revenues and earnings versus those of non-infrastructure companies.

Product Profile

- **Performance objective:** Total returns (before the deduction of fees and taxes) that exceed inflation + 5% per annum over rolling five-year periods
- **Investment style:** Value, benchmark-agnostic
- **Investment approach:** Bottom-up, fundamental stock selection
- **Number of stocks:** 25–50
- **Currency management:** Passively hedged to an investor's local currency through forward currency contracts

Why Own Listed Infrastructure?

A distinctive asset class with many potential attractions:

Diversification—An asset class that sits between fixed income and equities in terms of its risk/return profile, and which has a relatively low historical correlation with both major asset classes.

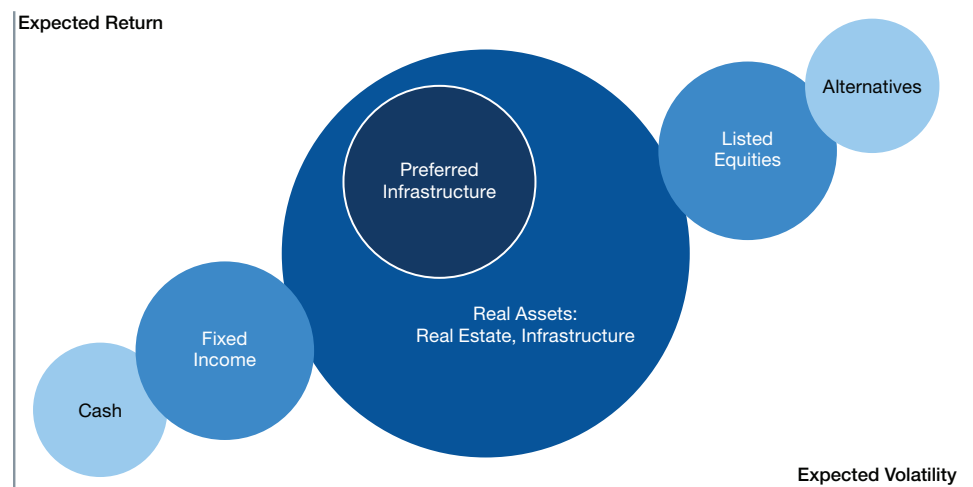
Low volatility—Listed infrastructure has historically generated less volatile returns than has non-infrastructure equities.

Inflation protection—Regulated infrastructure companies providing essential public services and operators with long-term contracts often enjoy inflation-linked revenues that make the asset class an effective hedge against rising prices.

Steady income generation with capital protection—The typically predictable nature of infrastructure-related cash flows is suited to long-term investors looking for a reliable and growing income stream, while their capital value is supported by physical assets.

Liquidity—Once the preserve of large institutional investors, the development of listed infrastructure from its origins in the Australian market (including Lazard) two decades ago means a variety of investors can access the asset class through pooled funds with daily liquidity.

Real-World Outcomes



Source: Lazard

Why Invest in Lazard Global Listed Infrastructure?

Preferred Infrastructure: Pivotal to Our Approach

Some listed infrastructure investors take an elastic approach to their definition of the infrastructure investment universe. In contrast, we tightly define our investment universe, which we call preferred infrastructure. It represents a narrow subset of the global infrastructure market that we believe has higher revenue predictability, profitability, and lower volatility.

Not all infrastructure assets will deliver these investment characteristics. We only want to own the equities of infrastructure companies with monopoly-like assets, rather than companies exposed to the return-eroding forces of competitive markets. Indeed, many infrastructure companies are exposed to commodity price risks and construction cost risks. We exclude those from our preferred infrastructure universe. And we also only want to be invested in companies whose cash flows are explicitly linked to inflation through regulation, concession agreements, or government contracts. By rigorously applying our preferred infrastructure approach, we filter the global infrastructure universe from some 400 stocks to about 90 stocks, all with assets invested predominantly in OECD countries to mitigate legal and regulatory risk.¹

A Long-Term Track Record of Outperformance

Since its launch, the Lazard Global Listed Infrastructure strategy has produced an attractive long-term return profile compared to other major asset classes and the strategy's listed infrastructure benchmark.

Returns for Period Ending 31 December 2024 (% , USD)

	Lazard Global Listed Infrastructure (USD Hedged - Net) ²	Global Listed Infrastructure Index (USD Hedged) ³	MSCI World Index (Local)	Bloomberg Global Treasury Index (USD Hedged)
1 Year	6.9	10.0	21.0	3.0
3 Years (annualized)	5.5	3.2	7.8	-0.7
5 Years (annualized)	6.2	5.1	12.0	0.2
10 Years (annualized)	8.7	7.4	10.6	1.8
Since inception (annualized)	8.4	6.5	8.0	3.1

As of 31 December 2024. Performance represents the Lazard Global Listed Infrastructure (USD Hedged) composite, which started 1 September 2006. See notes for composite and benchmark details. The performance quoted represents past performance. Past performance is not a reliable indicator of future results. Source: Lazard, Bloomberg, FTSE, MSCI, UBS

A Consistent Pattern of Returns

Lazard Global Listed Infrastructure has demonstrated lower volatility than both its listed infrastructure benchmark and the MSCI World (Local) Index and only a modest sensitivity to movements in the MSCI World (Local) Index.

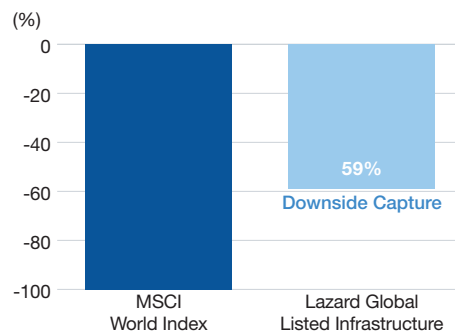
(%)	Annualized 5-Year		Annualized 10-Year	
	Volatility	Beta	Volatility	Beta
Lazard Global Listed Infrastructure Strategy (USD Hedged) ²	13.92	0.70	11.72	0.62
Global Listed Infrastructure Index (USD Hedged) ³	15.27		12.53	
MSCI World (Local) Index	16.47		14.01	
Bloomberg Global Treasury (USD Hedged) Index	4.49		3.85	

As of 31 December 2024. For illustrative purposes only. Beta vs. MSCI World Index (Local Currency). See notes for composite and benchmark details. Source: Lazard, Bloomberg, FTSE, MSCI, UBS

Defended in Falling Equity Markets

Lazard Global Listed Infrastructure has defended well in falling equity markets, with a 59% downside capture since launch (based on USD Hedged composite).

Lazard Global Listed Infrastructure: Downside Capture vs. Global Stock Markets



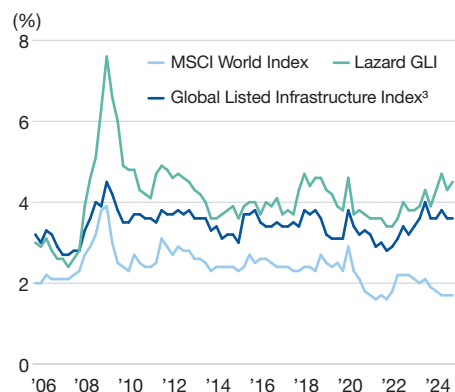
As of 31 December 2024. Since Inception: 1 September 2006. Performance represents the Lazard Global Listed Infrastructure (USD Hedged) composite. See notes for composite details. The performance quoted represents past performance. Past performance is not a reliable indicator of future results. Source: Lazard, MSCI

Generated a Superior Dividend Yield

Lazard Global Listed Infrastructure has generated a superior dividend yield versus the MSCI World Index and its listed infrastructure benchmark.

Sustainable Yield Premium: Lazard Global Listed Infrastructure

Stable Earnings Can Lead to a Consistent Yield Premium



As of 31 December 2024. Estimates based on historical financial accounts of companies held in the Lazard Global Listed Infrastructure strategy. Statistics are calculated using an index-style construction methodology. Investment characteristics are based on a portfolio that represents the proposed investment for a fully discretionary account. All estimates are based on current information and are subject to change. Past performance is not a reliable indicator of future results. Source: Lazard, FTSE, MSCI, UBS

Why Now?

We believe the benefits of listed infrastructure—diversification, low volatility, inflation protection, yield, and liquidity—potentially make a global listed infrastructure fund a core holding in a diversified portfolio. Since its launch in 2005, we believe Lazard Global Listed Infrastructure has delivered these benefits.

Looking ahead, while investors should expect increased volatility in the short-to-medium term, we believe value is emerging on a five-year view. Valuations look more attractive on a risk/return basis, particularly within Europe and the UK.

In our view, the returns potentially available from the strategy look attractive at this time compared with a passive investment in infrastructure indices, bonds, or broader equity markets. We believe the preferred infrastructure characteristics we seek for all our investments will continue to serve our investors well over the longer term.

Important Information

Notes

- 1 OECD: Organisation for Economic Co-operation and Development
- 2 The Lazard Global Listed Infrastructure (USD Hedged) composite started 1 September 2006. Please refer to <https://www.lazardassetmanagement.com/gips-disclosures/135/USD/global-listed-infrastructure-usd-hedge-.pdf> for a description of this composite. The performance quoted represents past performance. Past performance may not be indicative of future results. This information is for illustrative purposes only and is supplemental to the “GIPS® Composite Information.”
- 3 The Global Listed Infrastructure Index (USD Hedged) from inception to 31 March 2015 is the UBS Global 50/50 Infrastructure and Utilities Net Index (USD Hedged); from 1 April 2015 to 30 June 2018, the FTSE Developed Core Infrastructure 50/50 100% Hedged to USD Net Tax Index; and thereafter, the MSCI World Core Infrastructure 100% Hedged to USD Index.

Published on 20 March 2025.

Information and opinions presented have been obtained or derived from sources believed by Lazard to be reliable. Lazard makes no representation as to their accuracy or completeness. All opinions expressed herein are as of the date of publication and are subject to change.

The performance quoted represents past performance. Past performance may not be indicative of future results.

The allocations mentioned are based upon a portfolio that represents the proposed investment for a fully discretionary account.

Allocations and security selection are subject to change.

The securities mentioned are not necessarily held by Lazard for all client portfolios, and their mention should not be considered a recommendation or solicitation to purchase or sell these securities. It should not be assumed that any investment in these securities was, or will prove to be, profitable, or that the investment decisions we make in the future will be profitable or equal to the investment performance of securities referenced herein. There is no assurance that any securities referenced herein are currently held in the portfolio or that securities sold have not been repurchased. The securities mentioned may not represent the entire portfolio.

Equity securities will fluctuate in price; the value of your investment will thus fluctuate, and this may result in a loss.

No risk management technique or process can guarantee return or eliminate risk in any market environment.

The MSCI World Index is a free-float-adjusted market capitalization index that is designed to measure global developed market equity performance comprised of developed market country indices. The index is unmanaged and has no fees. One cannot invest directly in an index.

Certain information included herein is derived by Lazard in part from an MSCI index or indices (the “Index Data”). However, MSCI has not reviewed this product or report, and does not endorse or express any opinion regarding this product or report or any analysis or other information contained herein or the author or source of any such information or analysis. MSCI makes no express or implied warranties or representations and shall have no liability whatsoever with respect to any Index Data or data derived therefrom.

Certain information contained herein constitutes “forward-looking statements” which can be identified by the use of forward-looking terminology such as “may,” “will,” “should,” “expect,” “anticipate,” “target,” “intent,” “continue,” or “believe,” or the negatives thereof or other variations thereon or comparable terminology. Due to various risks and uncertainties, actual events may differ materially from those reflected or contemplated in such forward-looking statements.

This document is provided by Lazard Asset Management LLC, Lazard Frères Gestion or its affiliates (“Lazard”) for informational purposes only. Nothing herein constitutes investment advice or a recommendation relating to any security, commodity, derivative, investment management service, or investment product. Investments in securities, derivatives, and commodities involve risk, will fluctuate in price, and may result in losses. Certain assets held in Lazard’s investment portfolios, in particular alternative investment portfolios, can involve high degrees of risk and volatility when compared to other assets. Similarly, certain assets held in Lazard’s investment portfolios may trade in less liquid or efficient markets, which can affect investment performance. Past performance does not guarantee future results.

This document is intended only for persons residing in jurisdictions where its distribution or availability is consistent with local laws and Lazard’s local regulatory authorizations. The Lazard entities that have issued this document are listed below, along with important limitations on their authorized activities.

Australia: Issued by Lazard Asset Management Pacific Co., ABN 13 064 523 619, AFS License 238432, Level 12 Gateway, 1 Macquarie Place, Sydney NSW 2000, which is licensed by the Australian Securities and Investments Commission to carry on a financial services business. This document is intended for wholesale investors only.

Canada: Issued by Lazard Asset Management (Canada) Inc., 30 Rockefeller Plaza, New York, NY 10112 and 130 King Street West, Suite 1800, Toronto, Ontario M5X 1E3, a registered portfolio manager providing services to non-individual permitted clients. **Dubai:** Issued and approved by Lazard Gulf Limited, Index Tower, Floor 10 Office 1008 DIFC, PO Box 506644, Dubai, United Arab Emirates. Registered in Dubai International Financial Centre 0467. Authorised and regulated by the Dubai Financial Services Authority to deal with Professional Clients only. **EU Member States:** Issued by Lazard Asset Management (Deutschland) GmbH, Neue Mainzer Strasse 75, D-60311 Frankfurt am Main. **France:** Issued by Lazard Frères Gestion, 25, rue de Courcelles, F-75008 Paris. **Hong Kong:** Issued by Lazard Asset Management (Hong Kong) Limited (AQZ743), Suites 506-508, Level 5, One International Finance Centre, No. 1 Harbour View Street, Central, Hong Kong, China. Lazard Asset Management (Hong Kong) Limited is a corporation licensed by the Hong Kong Securities and Futures Commission to conduct Type 1 (dealing in securities) and Type 4 (advising on securities) regulated activities only on behalf of “professional investors” as defined under the Hong Kong Securities and Futures Ordinance (Cap. 571 of the Laws of Hong Kong) and its subsidiary legislation. **Korea:** Issued by Lazard Korea Investment Management Co. Ltd., 21F Seoul Finance Center, 136 Sejong-daero, Jung-gu, Seoul, 04520. **People’s Republic of China:** Issued by Lazard Asset Management. Lazard Asset Management does not carry out business in the P.R.C. and is not a licensed investment adviser with the China Securities Regulatory Commission or the China Banking Regulatory Commission. This document

is for reference only and for intended recipients only. The information in this document does not constitute any specific investment advice on China capital markets or an offer of securities or investment, tax, legal or other advice or recommendation or, an offer to sell or an invitation to apply for any product or service of Lazard Asset Management. **Saudi Arabia:** Issued and approved by Lazard Saudi Arabia, 15th Floor, Nakheel Tower, King Fahad Road, Nakheel District, Riyadh 12381, Saudi Arabia. Commercial Registration No: 1010297437 with a unified number: 7001642417, License of the Ministry of Investment No: 102031098747. Regulated and authorised by the Capital Market Authority (CMA). **Singapore:** Issued by Lazard Asset Management (Singapore) Pte. Ltd., Unit 15-03 Republic Plaza, 9 Raffles Place, Singapore 048619. Company Registration Number 201135005W, which provides services only to “institutional investors” or “accredited investors” as defined under the Securities and Futures Act, Chapter 289 of Singapore. **Switzerland:** Issued by Lazard Asset Management Schweiz AG, Uraniastrasse 12, CH-8001 Zurich. **United Kingdom:** Issued or approved by Lazard d Asset Management Ltd., 50 Stratton Street, London W1J 8LL. Registered in England Number 525667. Authorised and regulated by the Financial Conduct Authority (FCA), providing services only to persons classified as eligible counterparties or professional clients under the rules of the FCA. **United States:** Issued by Lazard Asset Management LLC, 30 Rockefeller Plaza, New York, NY 10112.

This content represents the views of the author(s), and its conclusions may vary from those held elsewhere within Lazard Asset Management. Lazard is committed to giving our investment professionals the autonomy to develop their own investment views, which are informed by a robust exchange of ideas throughout the firm.